

NEEDS ASSESSMENT OF CHILDREN WORKING IN THE STREETS OF KABUL JULY, 2002




Photo: Engineer Yousef, ASCHIANA

Published by: Swiss Foundation of *Terre des hommes*
ASCHIANA Street Children Project
Central Statistics Office of Afghanistan

Funded by: ECHO – Humanitarian Aid Office
Foundation of *Terre des hommes*

CONTENTS

	Page
Contents	2
Acknowledgement	3
Central Statistics Office Foreword	4
ASCHIANA Foreword	5
EXECUTIVE SUMMARY	6
1 INTRODUCTION	7
2 OBJECTIVES	9
3 METHODOLOGY	9
4 RESULTS OF THE NEEDS ASSESSMENT SURVEY	11
4.1 Prevalence of children working in the streets of Kabul	11
4.2 Breakdown of the children by sex	11
4.3 Location-wise distribution of children	11
4.4 Ages of children surveyed	13
4.5 Education of the children surveyed	14
4.6 Length of time the children work on the streets	15
4.7 Working hours of the children	16
4.8 Type of work children do	17
4.9 How much do the children earn	18
4.10 Children working in groups or alone	19
4.11 Problems of children working in the streets	20
4.12 Health problems of children surveyed	20
4.13 Where do children live	21
4.14 Children's family background	21
4.15 Size of family	23
4.16 Living conditions of the family	23
4.17 Education and employment of parents	24
4.18 Families views about the causes of children's work	24
4.19 Families' perceptions of assistance needed	26
5 SUMMARY	27
6 CONCLUSION	29
Annex 1 Questionnaire	31
Annex 2 Name list questionnaire	36

ACKNOWLEDGEMENTS

This needs assessment of children working in the streets in Kabul (Afghanistan) was the result of the collaboration between *Terre des hommes* (Tdh), ASCHIANA project, the Census Department of the Interim Administration of Afghanistan, and the many children and families who participated in the survey. *Terre des hommes* (Tdh) together with its local partner ASCHIANA and with the assistance of the staff of the Census Department surveyed and assessed the situation of street working children in 16 districts of Kabul during the months of March to May 2002.

The survey was jointly funded by ECHO and *Terre des hommes* (Tdh). The survey questionnaire was jointly designed by *Terre des hommes* (Tdh) and the Aschiana Management, based on the questionnaire of 1996¹. The final report was prepared jointly by the *Terre des hommes*' (Tdh) Delegate and the Sociological Department of the University of Peshawar.

Special thanks must be given to the 32 surveyors, who worked tirelessly to correctly identify and interview the children and their families, and to the Census Department that monitored the surveyors. Special appreciation must also be given to Nathalie Chuard, Assistant Delegate of *Terre des hommes* (Tdh), who organized the logistics and implementation, and Mr. Mahmood Eqbal, who checked the survey questionnaires and made the first draft report; to the Afghan Computer Center, which compiled all the data; to Engineer Yousef (Director of the ASCHIANA Project) who organized the logistics, implemented the field survey and monitored the surveyors.

Finally, I would like to thank all the children and their families who participated in the *Needs Assessment Survey* for their time and cooperation. We hope that this survey will highlight the needs of the thousands of children who work in the streets of Kabul, and pay tribute to their courage to carry on.

Of course, the quantitative survey is only one part of *Terre des hommes*' commitment to address the needs of children in street situations.

Reinhard Fichtl
Delegate, *Terre des hommes*
Kabul, Afghanistan
July 8th, 2002

¹ Needs Assessment of Children working in the Streets of Kabul, published by *Terre des hommes* in 1996

Central Statistics Office of Afghanistan
Kabul, July 8th 2002

Child labor and working children are not a new phenomenon. This problem has always existed. But what is new is its perception as a social problem and for all the society it should be perceived now as a matter of social concern.

Nowadays child labor raises a deep concern among all who understand the link between the future of our country and the present and precarious situation of the children. Child labor is a big disaster for the child affecting negatively his or her destiny. The problem is mostly visible in the big cities and should be addressed as soon as possible.

Knowing the consequences of the problem and the urgent need to assist this segment of the population, i.e. working children, a joint study was conducted in the streets of Kabul city by the Central Statistics Office (C.S.O.) of the Government of Afghanistan, the local NGO ASCHIANA and the Swiss organization *Terre des hommes* (Tdh).

The study defines and identifies working children in Kabul city and seeks to highlight their problems, portray the various facts of their working life and uncover the socio-economic factors embedded in their family situation.

Staff of C.S.O was part of the survey teams and took part in this long assessment. The survey teams carried detailed interviews with one thousand children in fourteen districts of Kabul city and collected very valuable information.

We would like to take here the opportunity to say that C.S.O enjoyed a lot collaborating with this important work and got a great pleasure to see its results.

We would like also to mention our sincere appreciation for the hard work done by the survey teams in conducting and completing the survey and the Afghanistan computer center for their precious collaboration on computerizing data.

Finally, we would like to express our appreciation for the efforts made by *Terre des hommes* (Tdh) and ASCHIANA for their assistance in the fieldwork, preparation and finalization of the report. Work is part of our society but we have to advocate for street working children. They work beyond their physical capacity and hours of work interfere with their rights for education, recreation and rest. In addition, their earning is not fair compared with the hard job done and the dangers faced concerning their health and safety. In order to save street working children from these dangerous problems, we should understand the extent of their problems and with all the donors and organizations active in the field meet their specific needs and solve their problems.

Mohammed Ali "Watanyar"
General President of C.S.O
Kabul, Afghanistan

Comments on the Assessment of Street Working Children in Kabul

The cooperation and assistance of all parties and individuals who participated in the assessment of the most vulnerable group of the population, the street working children of Kabul, is very much appreciated. To all who contributed to the needs assessment, I extend my sincere gratitude and thanks.

ASCHIANA was established in 1995. It is an indigenous local Afghan NGO that is assisting the street working children in the areas of nourishment, basic education, health education, mine awareness, vocational training as well as their overall social, emotional, intellectual and physical development. The provision of services for these children is not an easy task. We have experienced considerable hardships and problems that are well known to people who are dedicated to improving the lives and the prospects for a better future for street working children. It has been our task to pave the way for the street-working children to join mainstream schools where they can acquire an education with their more fortunate peers in the wider community.

The problems and difficulties of street working children are complex and long-term; as such, they present a major challenge for one agency to manage. ASCHIANA is obligated and fully committed to reach and assist the street working children of Afghanistan. We are also committed to advocating the needs and aspirations of street working children to the UN, International Charity Foundations, Heads of Government and to the worldwide community generally. All who we address are invited to pay constructive attention to the sad and tragic life that street working children experience.

The difficulties of the children assessed by the surveyors may not represent the full extent of their problems, many of which are complex and hidden. The hazards, dangers, obstacles, and other conditions that cause great stress during the life of street working children, particularly adolescents, threatens their health and compromises their capacity to live a happy, satisfying and peaceful life.

The assessment indicates that poverty in Kabul has increased. Many children face the prospect of being the sole or primary provider of income for the family. It is extremely difficult, if not impossible for street working children to exercise their lawful rights in the community. Immediate and special attention should be focused on the many problems faced by street working children.

I sincerely hope that this report will attract the attention of Humanitarian Foundations, Heads of Governments and other interested and sympathetic people in the world. I further hope that the report provokes a responsive chord with all who are committed to the Convention on the Rights of the Child.

We undertake and promise to do whatever possible to support and assist the street working children, the poorest, most vulnerable and marginalised people in Afghanistan.

With best Wishes

Eng. Mohammad Yousef
Director of ASCHIANA

EXECUTIVE SUMMARY

In a head count 37,284 children were found working and begging in the streets of Kabul during the months of March to May 2002.

The estimate of the number of children working in 16 districts in Kabul is not complete, as this survey only included children observable on the streets. Surveyors did not seek out children working in homes, closed shops, garages or factories off the streets. Thus, the actual number of child laborers in Kabul is likely to exceed 50.000.

80.7 % of the children are boys and 19.3 % are girls. This ratio of boys to girls is the same as the previous survey of *Terre des hommes* (Tdh) in 1996 has shown.

A staggering high number of 36 % of children are between 8-10 years old. 54% of all children surveyed are teenagers between 12 and 14 years old and represent a very vulnerable age group.

37.9 % of all children surveyed never attended any school and only 35.1 % are presently enrolled to some sort of school.

31.5 % of all children have begun begging and working in the streets over the past 12 months and are therefore “newcomers”, representing increasing poverty levels of the population.

68.7 % of the children are working more than 8 hours per day on the streets of Kabul.

76.6 % of the children earn some money whereas the remaining 23.4 % don't get any income but collect wood, paper, burning material, plastics etc for sale or use at home. The average income of the children is given with 0.3 to 0.9 USD per day.

26.2 of the children have something to eat during the day, but 73.8 % do not eat because they don't have enough money or prefer to spend the money for or with their families.

Their family members, such as mothers or fathers, send 98.5 % of all children interviewed to the streets in order to help their families to survive. The majority (76.3%) of children live with both parents, 21.5% live with a single parent and 2.2% have both parents dead. „One of the more remarkable features of the conflict in Afghanistan is the fact that it has not produced large numbers of unaccompanied children with care-giver roles continuing to be taken up in traditional fashion within the extended family structure. This may also be the case for orphans, defined in the Afghan context as children without a father.“²

107 (10.7%) children were found to be sick. The most frequently medical problems identified among such children are psychological problems (20%), Leishmaniasis (15%) common in all the major cities of Afghanistan, it affects adults and children and both sexes equally; other skin diseases (10%), ear problems (7%) and eye infections (5%).

Around 54% of the children don't have time for any recreation and the remaining 46% say that they can play up to two hours only per day. Psychological problems, such as distress and trauma, in children's are rarely considered and there are almost no programs which directly address psychosocial needs of children by providing educational support, recreational areas and organized activities.

² Lost Chances: The Changing Situation of Children in Afghanistan, 1990-2000, UNICEF 2001

INTRODUCTION

Terre des hommes works for children in street situations because these children are among the ones who have the fewest rights, the least care and the least hope of leading a decent life: « *As long as a child remains hungry, sick, abandoned, in misery or pain, whoever and wherever he may be, the movement Terre des hommes, created for this reason, will pledge itself to his immediate and complete rescue* » (Tdh Charter). Over more than 16 years, *Terre des hommes* has gained considerable methodological know-how in this field with programs run (past, present and intended) in 16 countries (21 cities): Afghanistan (Kabul), Albania (Elbasan, Korça), Bangladesh (Dakha, Chittagong), Benin (Cotonou), Brazil (Fortaleza, São Luis, Rio de Janeiro), Burundi (Bujumbura), Cameroon (Yaoundé), Ecuador (Quito), Egypt (Cairo), Ethiopia (Dessie), Guinea (Conakry), Morocco (Casablanca), Pakistan (Peshawar), Romania (Bucarest), Sénégal (Dakar), Vietnam (Hô Chi Minh-Ville, Can Tho)³.

It would be difficult to cite an exact figure for children in a street situation, as there are in fact several different categories – “children of the street”, “on the street”, “homeless”, “abandoned”, “in conflict with the law”, “in a particularly difficult situation”, etc., and such diverging yet overlapping categories cannot be compared nor made one. In addition, it is practically impossible to draw up reliable statistics, as these children are highly mobile. However, some figures crop up regularly: to give a certain weight to their statements, but also because they feel that without sensational numbers their pleas will not be heard, many NGOs talk of the “100 million street children in the world”, a figure voiced by UNICEF nearly 20 years ago⁴. In the same vein, a distinction is made between a child “on” the street (working in the street but sleeping with his family at home), a child “of” the street (who has left home, lives, works and sleeps on the street), and a child who lives on the street with adults⁵.

Such categories take only two aspects into account: the frequency of contact with the family, and the time spent on the street. This synchronic vision (state at a specific moment) overlooks a whole series of biographical factors and their significance for the child. We learn about the facts through statistical language, which is not that of those concerned. The analysis of the problem using such figures gives an interpretation of certain elements according to the implicit vision of normality of those drawing up and assessing surveys and projects. This may lead to corrective intervention rather than participative. We should not so much be concerned about the number of children found in the street but rather by the quality of their life (on and out of the street). The child’s history must be understood if one considers him an actor of his own rehabilitation. This is, in fact, a question of the interaction between individuals and social groups. *Terre des hommes*, therefore, prefers to use the expression “children in street situations” (CSS)⁶, since the problem is not the child itself but the situations in which it may find itself⁷.

³ Daniel Stöcklin: *Terre des hommes*’ (Tdh) Concept Paper on CSS Strategy; Draft Report, Lausanne, 2002

⁴ Cf. J. Ennew, “*Street and working children. A guide to planning*”, Save the Children, Development Manual 4, 1994, p. 32. In the mid 1980s, J. Ennew & B. Milne (1989) came to a much lower estimation (23 million), and the NGO Childhope-UK (Strategy Plan 2001-2003) expressed the same reserve as ours as regards the possibility of giving a figure for children living on the street.

⁵ The distinction between on/of the street was conceived by Peter Taçon, “*A Unicef response to the needs of abandoned and street children*”, Genève: UNICEF, 1985; in Daniel Stöcklin: *Terre des hommes*’ (Tdh) Concept Paper on CSS Strategy; Draft Report, Lausanne, 2002

⁶ Developed by Prof. Riccardo Lucchini, Fribourg University in Switzerland

⁷ Daniel Stöcklin: *Terre des hommes*’ (Tdh) Concept Paper on CSS Strategy; Draft Report, Lausanne, 2002

Life on the streets is made up of various constraints affecting the child and of its survival strategies, varying according to the context. The question is, therefore, not “how many” but “what”: for whom, since when, where, how and why living on the street is a problem? The whole problem of children in a street situation requires that we also cast light on those who are in contact with them. When talking about these children, we analyze the situation using our own values, positions and interests. For some, such children are bandits, for others victims. Some exaggerate statistics, and this may increase the feeling of insecurity, which, in turn, will be exploited to justify « cleaning-up » the streets. Others underestimate the problem, when they not just simply censure the topic. The media like figures and thus contribute to the widespread derogatory label of “street child”, making such children the object of sentimental compassion or violent repression. The fascination deployed by figures often corresponds to interests very distant from the legitimate expectations of those we want to help: these interests are those of institutions, politics, media, and international relations. By categorizing children living on the street, we are not necessarily getting any nearer to understanding them⁸.

It is essential to allow the children themselves to express their feelings and needs. It is better to assess the quality of life of the children we are really in contact with, instead of just brandishing huge figures for institutional reasons. It is not only more ethical, but also more scrupulous, more professional. Our experience in the field has shown that it is not always easy to find out where all the children deprived of such rights actually are. They are not all always on the street. They may be in institutions, in prison, back with their families, in an NGO program, then back on the streets again – in a circular way or just alternating between two places. Therefore *Terre des hommes* only uses figures when relating them to the conditions under which they have been drawn up.⁹ Although our estimates are less alarmist, we do, however, refuse to adopt the attitude that regards “small” numbers as insignificant. For rights are not due in function of numbers, rights are due to all human beings and every single child is entitled to the same rights. It is of prime importance to understand why millions of children pass from one type of social life (village) to another (slums, street), and how social solidarity is evolving in this movement¹⁰.

⁸ Daniel Stöcklin: *Terre des hommes*’ (Tdh) Concept Paper on CSS Strategy; Draft Report, Lausanne, 2002

⁹ For example, in Chittagong (Bangladesh) we interviewed 246 children, after having first estimated their number at 4,000 or 5,000. Our discussions with 10 people in daily contact with these children (railway staff, policemen, judges, etc.) revealed, however, that they estimated the number of children sleeping on the street at less than 1,000. This is a long way from the estimate of “100,000 street children in Chittagong” announced by UNDP.

¹⁰ Daniel Stöcklin: *Terre des hommes*’ (Tdh) Concept Paper on CSS Strategy; Draft Report, Lausanne, 2002

OBJECTIVES

Specific Objectives of the *Needs Assessment of Children Working in the Streets in Kabul* were:

- To ascertain the prevalence of children working in the streets.
- To obtain data regarding the children's sex, ages, and living conditions.
- To obtain baseline information about the children's working patterns.
- To identify specific needs of children working in the streets.
- To gather information about the children's family background.
- To ascertain the family's view about what is needed for themselves and their children.
- To produce a Name List of children working in the streets.
- To promote information and concern about this group of vulnerable children.

METHODOLOGY

16 districts of Kabul were selected for the *Needs Assessment of Children Working in the Streets in Kabul*:

District # 1	Old City
District #2	Deh-Afghanan and Jada-Aasmaiee
District #3	Deh-Mazang, KarteSee and Polisurkh
District #4	Bagh-I-Zanana, Taimani, 2 nd Parwan, Chaman-I-Babrak and Deh-Kepack
District #5	Khoshal-Khan and Company
District #6	Pole-Sokhta, Qalai-Shada, Dashti-Barchi
District #7	Chehel Setoon and Alauddin and Bazar Jangalak
District #8	Chaman, Karte-Naw and Tank-Logar
District #9	Macrorayan, Bibi-Mehro and airport area
District #10	Shari-I-Now, Kolola-Pushta, Qalai-Musa
District #11	This includes districts 11, 13, 14, 15 and 16 in Khair-Khana
District #12	Pole-Charkhi and Arzan-Qemat
District #16	Old Macrorayan and Qalai-Zamankhan

2. The previous survey questionnaire was designed by Cindy Dubble, Delegate of *Terre des hommes* (Tdh) in 1996, in consultation with the ACBAR Survey Unit. For this present assessment the survey form has been slightly modified.

3. The 32 surveyors were divided into 16 teams and the surveyors were given a three-days training in the correct identification of children working in the streets, and the use of the questionnaire. The surveyors practiced using the questionnaire with children attending the Aschiana Centers.

4. The 16 teams of surveyors worked in 16 districts of Kabul for two months to survey 1,000 children who were working in the streets, and their families. The children were initially identified while working in the street, and selected for interview after an initial period of introduction and confirmation that the child had been working in the street

for a minimum of one month. Attempts were made to interview the child in private, although this was often not possible. Arrangements were then made to go to the child's house to interview his/her family. This was possible in all but 400 cases, where the family lived too far away to visit.

5. Each day, the supervisors monitored all survey teams, to ensure that children were being correctly selected, that interviews were being conducted properly, and that questionnaires were completed accurately.

6. After completing the survey of 1,000 children and their families, the surveyors together with additional ASCHIANA staff worked on additional 14 days to identify and list all the children working in the streets in the 16 selected districts of Kabul. A total of 37,284 children were identified. This name list includes the name, age, and gender of each child, and will be made available for those agencies interested in establishing programs for children working in the streets of Kabul.

7. Completed questionnaires were delivered to the *Terre des hommes* (Tdh) office in Kabul. After checking the data all questionnaires were given to the Afghanistan Computer Center in Kabul, and data entry and analysis was undertaken up to end of May 2002. The draft report and analysis was then given to the sociological department of the university of Peshawar in Pakistan in order to analyze the findings and to come up with some conclusions.

8. The data analyst and report writer worked together in Peshawar to further analyze the data, prepare tables, and write the report.



Children in Street Situations, Kabul, April 2002

RESULTS OF THE NEEDS ASSESSMENT SURVEY, 2002

1. Prevalence of children working in the streets of Kabul

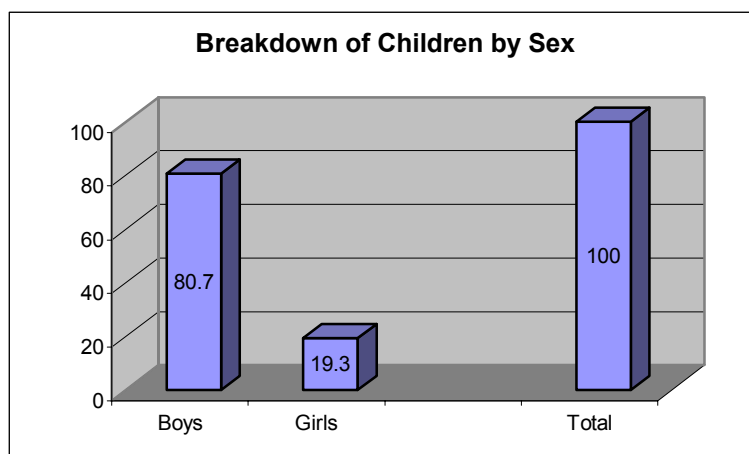
In the 16 districts surveyed, 37,284 children were identified who spend their days working in the streets in Kabul (names, including the ages, sex, and locations of these children are established).

The estimate of the number of children working in 16 districts in Kabul is not complete, as this survey only included children observable on the streets. Surveyors did not seek out children working in closed shops, garages or factories off the streets. Thus, the actual number of child laborers in Kabul is likely to exceed 50,000.

2. Breakdown of the children by sex

Afghanistan, being a war-torn and traditional/conservative country believes in strict purdah (seclusion of women) observation. Despite of the abject poverty, caused by the continuous war and loss of male family members, they prefer only the male children to work outside and discourage females to work so.

Likewise, the data relating to the children working in the streets of Kabul shows that out of 1000 children, 807 (80.7%) were boys and 193 (19.3) were girls. The ratio of girls would have been quite lesser than this even, if the situation has not been so.



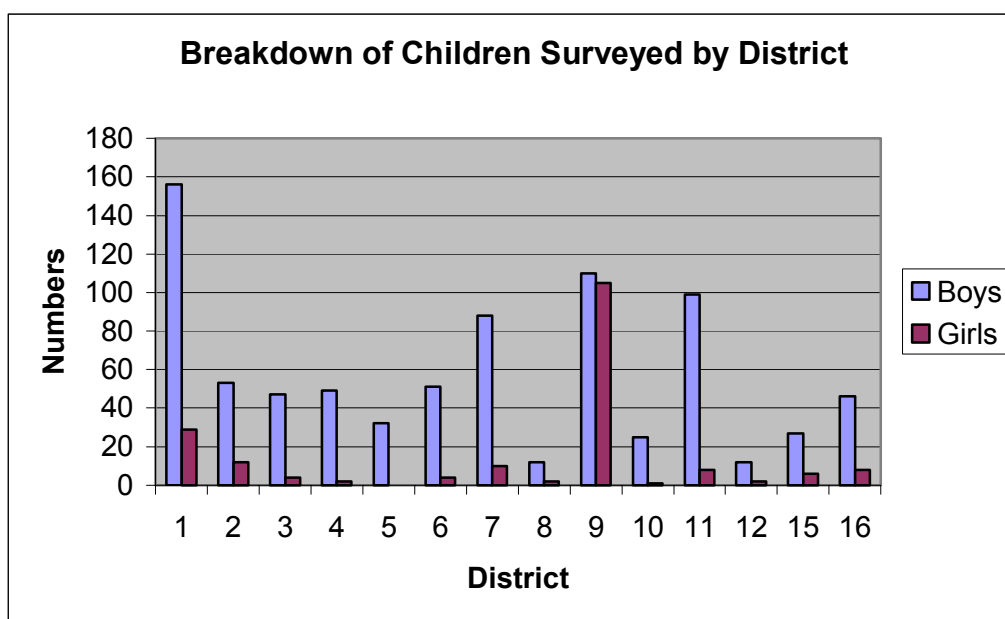
3. Location-wise distribution of children

The following table summarizes the location of the children surveyed, district-by-district.

Table 1: Breakdown of children surveyed (by District)

District	Number of children		Total
	Male	Female	
1	156	29	185
2	53	12	65
3	47	4	51
4	49	2	51

District	Number of children		Total
	Male	Female	
5	32	0	32
6	51	4	55
7	88	10	98
8	12	2	14
9	110	105	215
10	25	1	26
11	99	8	107
12	12	2	14
15	27	6	33
16	46	8	54
Total	807	193	1000



The survey was conducted in 16 districts and among them the total 1000 children were identified as street workers. However, the children number identified varied from district to district. The number of children was very low in district 8 and 12 because of their little population.

Homogeneous culture guaranteed by low population, cultural set-up and relatively improved economic condition caused to a very little extent the children of the respective districts to work in streets. In these two districts the children are primarily involved in selling small items or transporting goods. On the other hand, the heterogeneous culture, manifested by high population, & scarcity of earning avenues and possibly due to the loss of family heads in the war, the children were compelled to resort to it.

In almost all of the districts the ratio of male children was greater but in district 9 the ratio of both is somewhat the same. It might have been either because of the non-availability of male members or cultural permission for female, to work.

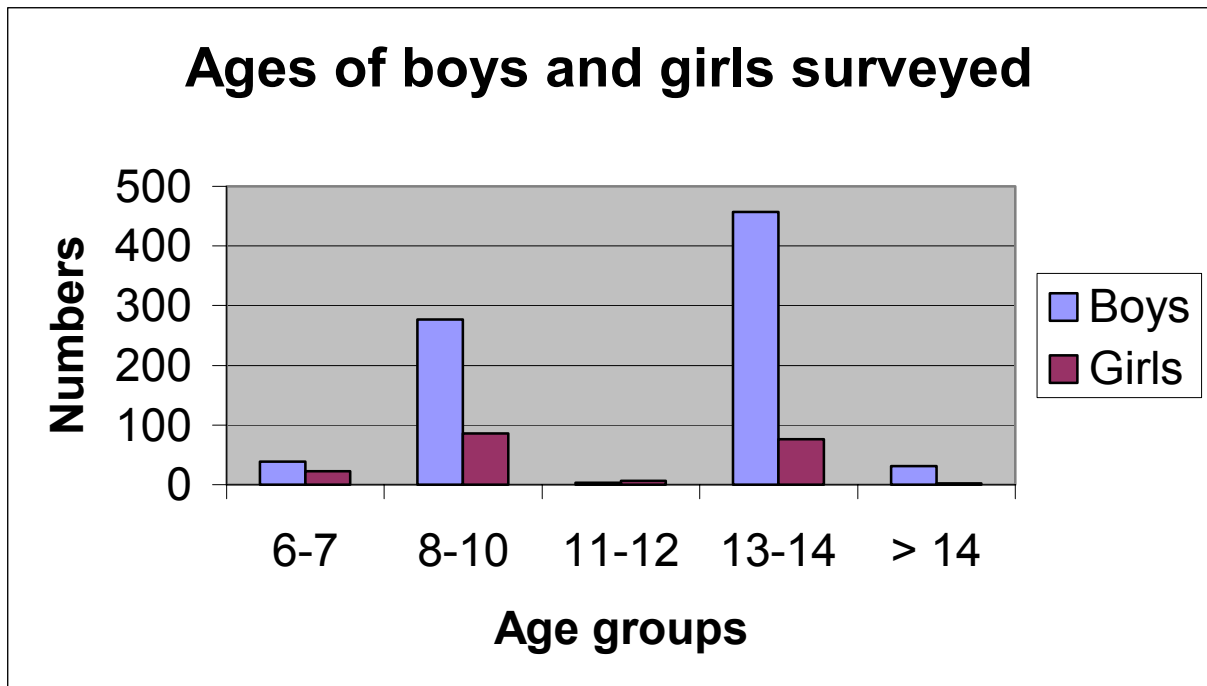
65 percent of the children work in one location only, 35 percent change locations in order to collect more money or collect sufficient items for the family's use. The sweeping majority (76.3%) of the children work alone, while only 23.7 percent work with other groups such as relatives, friends, or with a merchant.

4. Ages of the children surveyed

Table 2: Ages of children

District	6 to 7	8 to 10	11 to 12	13 to 14	>14
1	11	72	0	97	5
2	6	28	0	31	0
3	6	10	0	35	0
4	2	22	0	25	2
5	0	13	0	18	1
6	1	21	0	29	4
7	1	34	0	58	5
8	2	5	0	7	0
9	19	71	1	115	9
10	1	10	0	15	0
11	2	40	1	62	2
12	1	6	0	7	0
15	3	13	0	15	2
16	7	18	1	25	3
Total	62	363	3	539	33

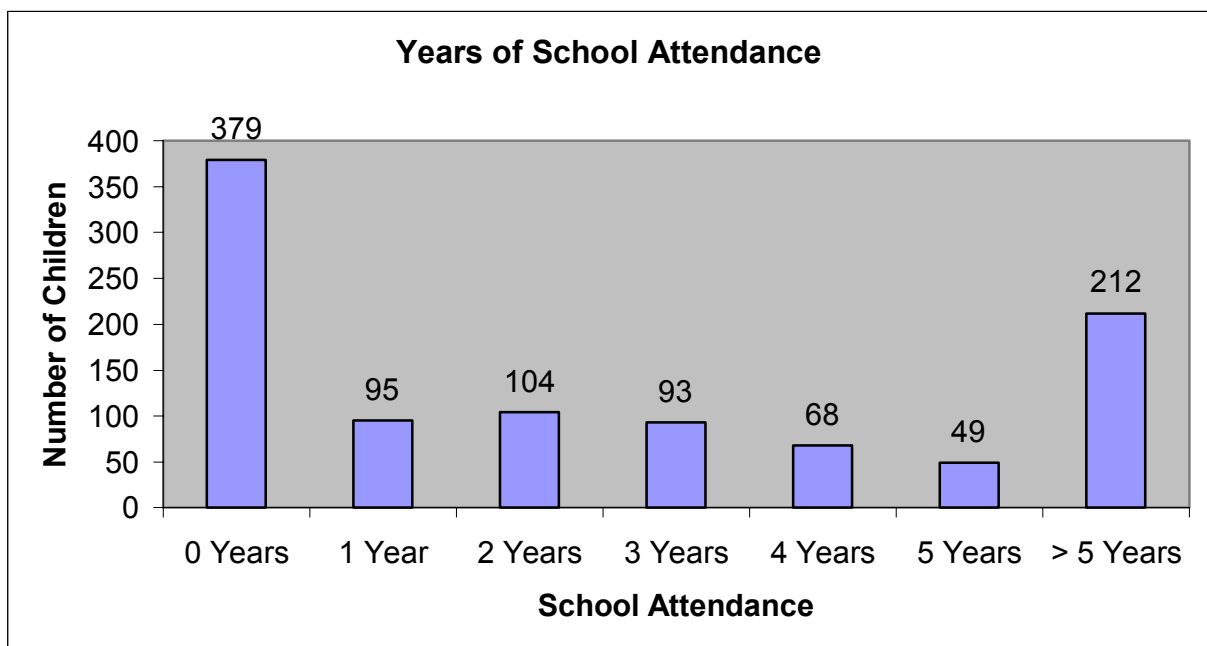
The majority (53.8%) of the children identified belonged to 13 to 14 years of age. This is the more important age period in the personality development of a child, but here the position is destructive to the child personality. The greater number in this age can be linked to the parent's confidence because the puberty starts from this age & the parents don't feel scared of their sexual harassment & abuse. They are considered as grown up and are considered as able to protect themselves from any kind of abuse. However, the ratio of females belonging to this age group is 39.3 percent as compared to male children (56.6%) because parents both restricted them for their marriage and for safeguarding them against any undesirable happening and other cultural factors like purdah etc. Therefore the ratio of females increases in age group 8 to 10 to 44.5 while in case of male children the ratio decreases to 34.3%, which clearly shows the cultural restrictions relating to gender.



The second greater number of children identified (36.3%) was in age group 8 to 10. This would have been due to the poor economic conditions and just the little strength of them to run with bags on their backs or in hands & the minor age group children could not do the same easily. The work of children in streets is particularly of concern, because the work at this age darkens their future altogether.

5. Education of the children surveyed

The number of years, the children had attended school is summarized below.



As far the educational status of the children is concerned, majority 621 (62.1%) have attended school, while 379 (37.1%) children never attended school. It also indicates that despite of Afghanistan’s infrastructure and economic destruction, the children still like to seek education.

Out of 621 children who have attended school, the majority 351 (56 %) still attended school, while only 270 (44%) children have stopped going to school. The discontinuation of education was mainly due to poverty (99.8 percent reported it), sickness (0.1%) & school destruction (0.1%).

The reasons being mentioned by children for stopping going to school are as follows:

Table 3: Reasons for stopping going to school

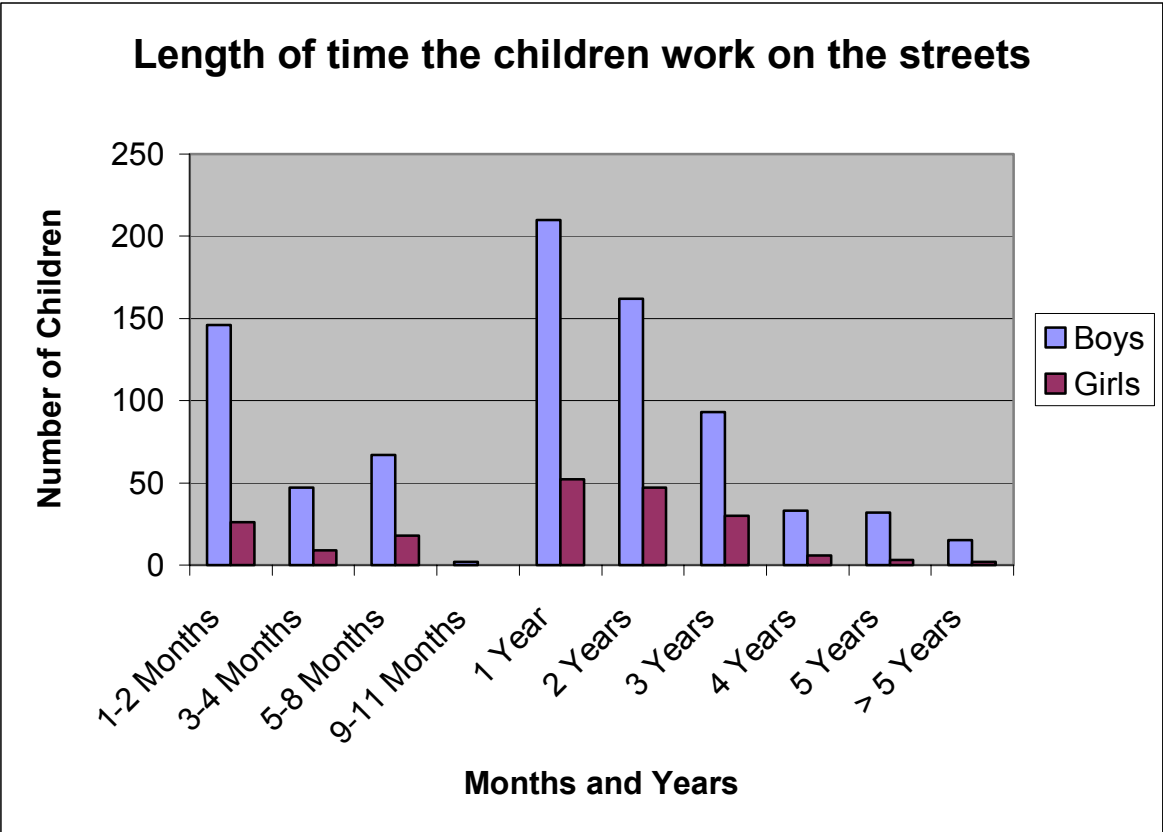
Economy	Sickness	School destruction
998	1	1

However, it needs to be reported that one cannot assume that all children working on the streets are uneducated rather their work is an economic necessity in order to supplement their families income, and it is also their coverage to work before/after the 2 or 3 hours of attending schools.

6. Length of time the children work on the streets

A complete breakdown is summarized in the diagram below.

Most of the children have been working in the streets for the last one year and two years respectively. There are also few children who have been working for more than



five years but their number is comparatively small. Likewise, somewhat the same trend has been found among the boys and the girls, but however, a difference in number is found in boys and girls numbers.

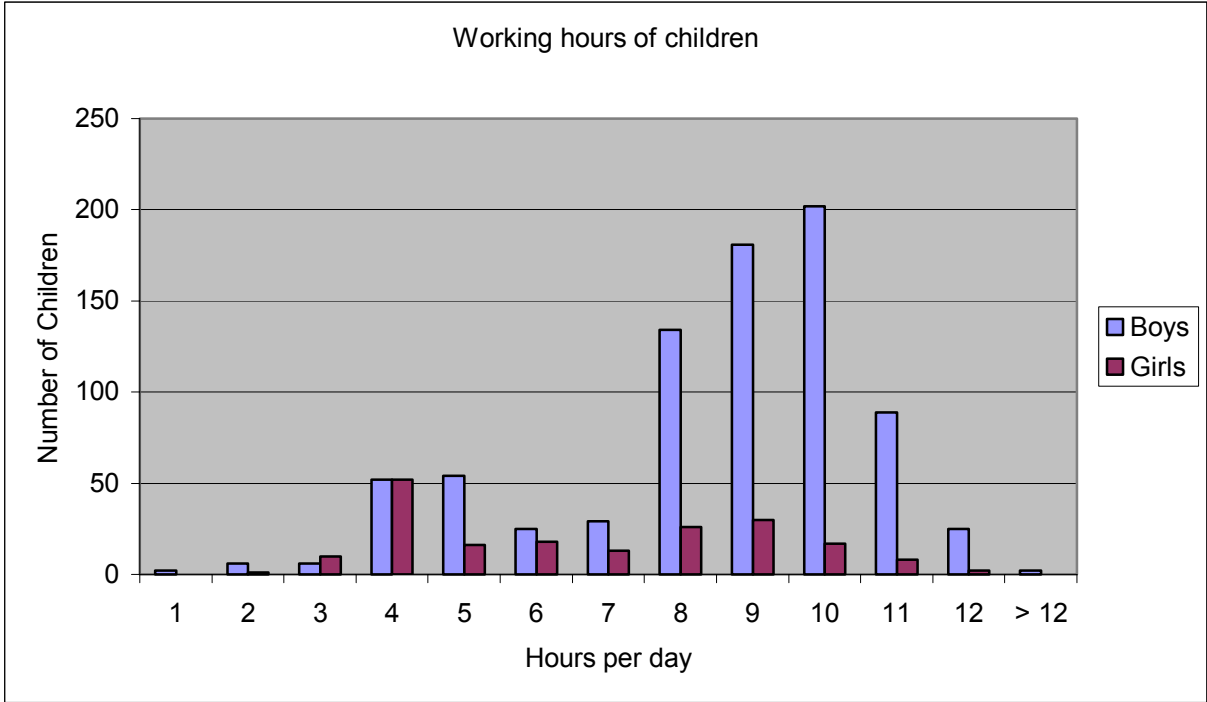
Owing to the recently emerged uncertain situation and displacement of population, the total number of children, who are working for one to two months in particular, increased by 17.2% in boys, while the number of females has less increased. It may be possibly due to the U.N backed refugees repatriation and their welfare oriented interventions.

7. Working hours of the children

Table 4: Working hours of the children

No. of hours/days	1	2	3	4	5	6	7	8	9	10	11	12	>12
No. of children	2	7	1	104	70	43	42	160	211	219	97	27	2
Boys	2	6	6	52	54	25	29	134	181	202	89	25	2
Girls	0	1	10	52	16	18	13	26	30	17	8	2	0

An overwhelming majority (86%) of the children work every day (i.e. 7 days per week), and only 9% of children work 6 days per week. Most of the children (71.6%) work from 8 to 12 and above hours per day and only 10.4 percent work an half day, i.e. four hours per day.



The number of boys working from 8 to 12 and above hours is greater (78.4%) than the females (43%). Likewise, there is a decrease in the number of boys (8.1%) working half day or less, and an increase in the number of girls (32.6%). It means that due to the traditional, cultural, physical and sex factors, the girls are not allowed to work in the streets for many hours like the boys. It could not be established to what extend girls are sent in homes to work as daily laborers.

On the whole, the majority (53.9%) of the children don't have the time for recreation because of their business in the street, in different household duties, like assisting parents in bringing water at home, or buying some goods for the family. Only 46% percent of the children have the time to play with an average of 2 hours per day. The children's long day and daily work affect their mind, physique, personality and future badly. It merits a mention that the improper development of children personality results in the impaired growth of a nation.

8. Type of work children do

The details of the type of work done by the children is as follows:

Table 5: Type of work

District	Begging	Car washing	Laborer ¹¹	Shoe polisher	Small seller ¹²	ESPANDI ¹³	Wood/Fuel collector
1	1	8	5	15	121	7	28
2	0	1	4	5	45	0	10
3	1	4	0	2	38	1	5
4	0	2	0	8	34	5	2
5	0	2	7	4	17	1	1
6	1	1	4	4	39	0	6
7	2	6	8	2	66	3	11
8	0	0	2	0	11	0	1
9	0	19	5	6	75	1	109
10	0	2	1	2	18	0	3
11	1	4	2	14	71	7	8
12	0	0	1	1	8	0	4
15	0	4	1	2	20	3	3
16	0	9	4	1	24	2	14
Total	6	62	44	66	587	30	205

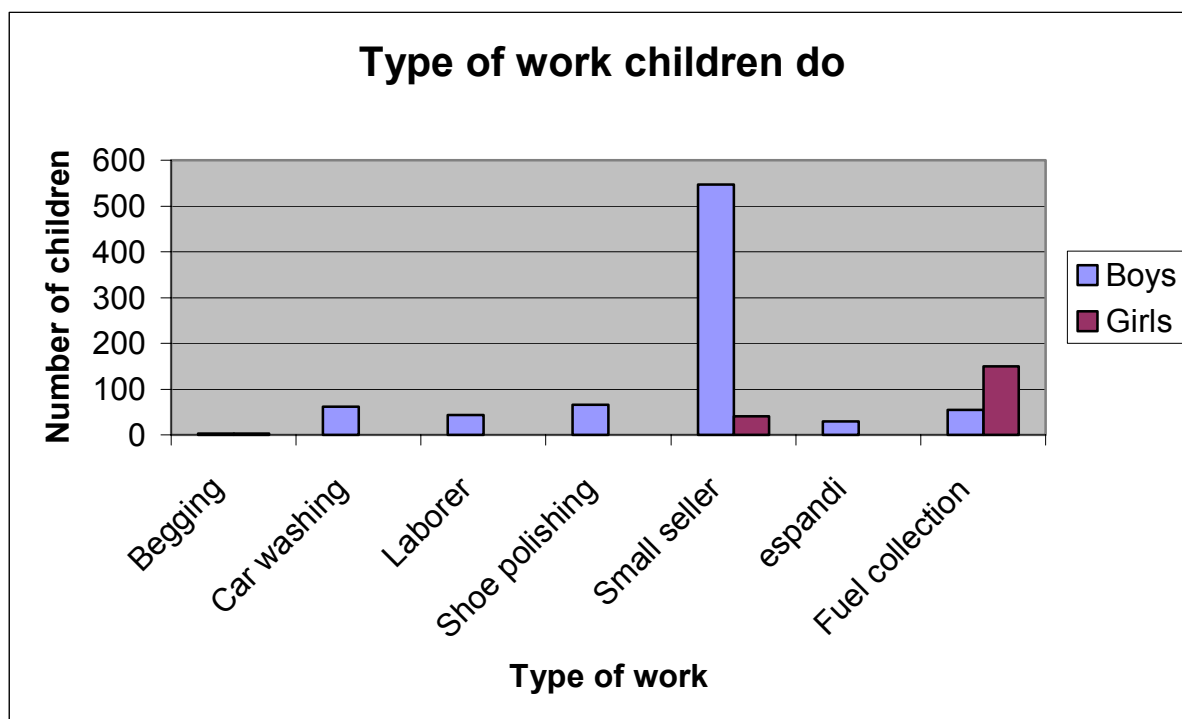
The work being done by the majority (58.7%) of children is the selling of small items like match box, toilet paper, cigarette, soap, food, drink etc. The second majority (20.5%) is of those children who are involved in collecting firewood and paper.

It is appreciable to note that very insignificant percentage (0.6%) of children are beggars. Despite of the poor economic conditions, the children don't adopt beggary as a profession; otherwise it will have discouraged their initiative and would have made them dependent, which in turn would have also weakened the roots of them as a nation.

¹¹ Porters and also those children who are hired for small jobs such as cleaning gardens, bringing water etc.

¹² Those selling small items, like food, drink, chewing gums, cigarettes etc.

¹³ Making holy smoke to prevent bad/undesirable events



Even the involvement of children in other timely useful types of work like, car washing, labor, shoe polishing and ESPANDI is/was very little (6.2%, 4.4%, 6.6% and 3.0% respectively).

The case of girls is quite different from the boys. The greater number of females i.e. 150 (78%) out of 193 are/were involved in firewood collection, followed by 20.1% who are/were sellers of small items. Only 3 (1.9%) girls are beggars. Their (girls) absence in other works certifies that they are the respective society' gender roles specified almost for boys/males only. In short, such roles may expose the females to more interaction with the males, which may result in a danger/threat to their chastity/integrity or purdah observation.

9. How much do the children earn?

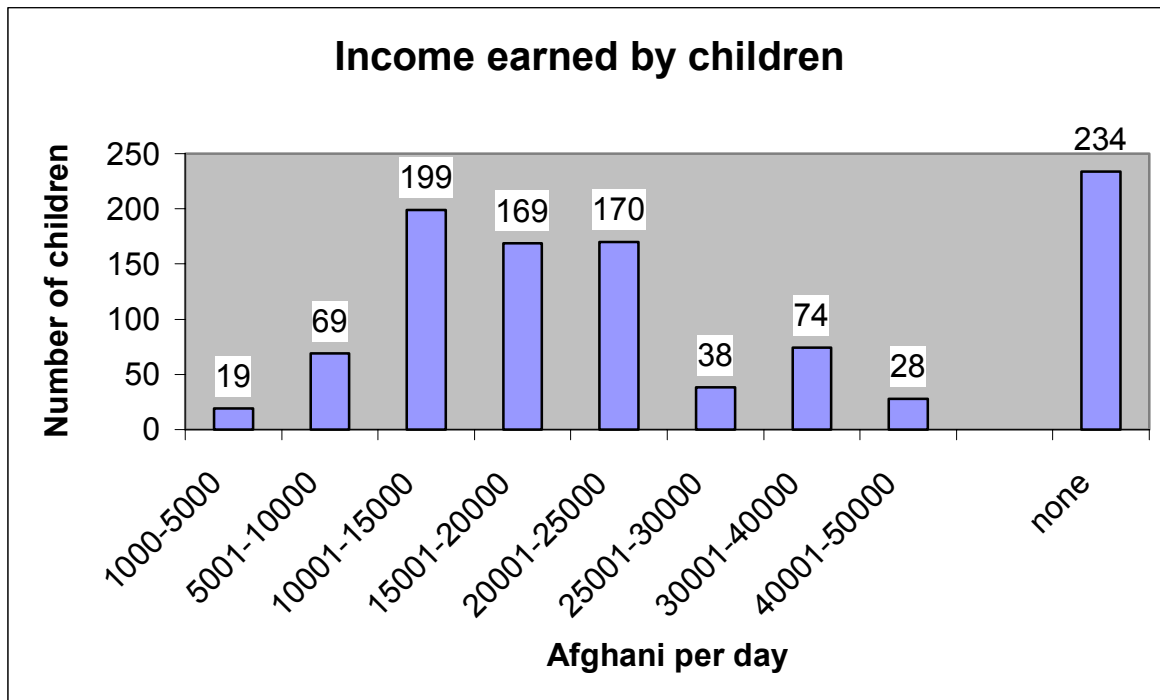
The income earned by the children per day (Afghani) is as follows¹⁴:

Table 6: Income earned by children

Income earned by children per day (Afghani)									Total
1000 to 5000	5001 to 10000	10001 to 15000	15001 to 20000	20001 to 25000	25001 to 30000	30001 to 40000	40001 to 50000	None	
19	69	199	169	170	38	74	28	234	1000

Among the surveyed children, the ratio of the children earning money for the work they do is greater (76.6%) than those who don't (23.4%). Such children, who do not earn money for the work they do, are mainly girls who take the collected materials (wood, paper, burning materials including plants) to their homes and use it as fuel for

¹⁴ 28,571 Afghani = 1 USD in April 2002



cooking and heating purposes. It clarifies that the domestic economy of such children is directly dependent upon their (children) work.

As is reported that most of the children are small sellers. This justifies that by selling food, drinks, cigarettes etc. they earn a considerably high income (more than Afghani 40,000 per day = 1.4\$) and the income from other jobs like, ESPANDI, shoe polishing, wood collection, and begging is very little.

The majority of the children earns between 0.3 to 0.9 \$ per day for their work which is very meager for their families, but however, it does help the domestic economy to a considerable extent. The Afghani currency still fluctuating & therefore exactly converting that into dollar could be possible for a time being only.

An overwhelming majority (73.8%) does not eat during work either because the children don't have enough money or prefer to spend money for & with their families. Such condition affects their health very badly.

Most of them (99%) give their earned money to their families or relatives and only 1% keeps the money with themselves. The children are mostly sent to work (98.5%) on streets by their family members like, father, mother and sometimes guardian (uncle, sister or brother etc.). Only (1.5%) of children are working by themselves. The trend of the data reflects that the poverty/poor economic condition compel the parents/family members to send children to street's work.

10. Children working in groups or alone

Majority of the children (88.3%) works/worked independently, while 117 (11.7%) children, being surveyed, work/worked in groups. In-group they are led by group leaders and their leaders instructions are strictly followed.

11. Problems of children working in the streets

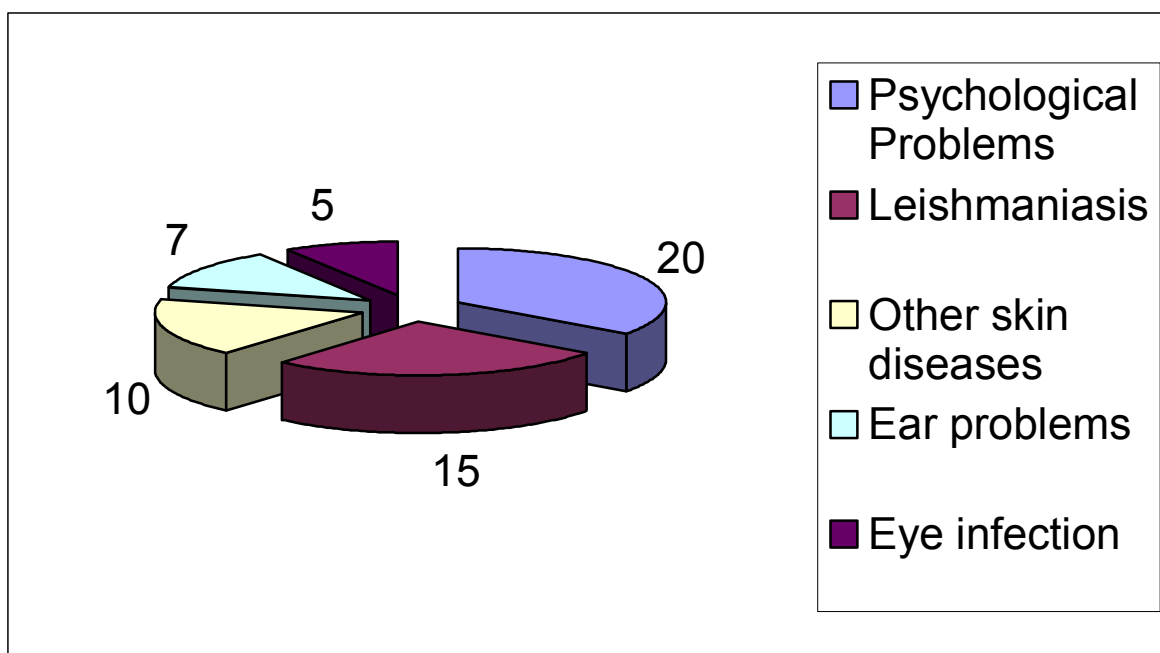
Seemingly, the children working in the streets look happy and others may also assume that the children will be happy from work because of the income, they earn for themselves and their families, but in actual the children (92%) don't like working in the streets. They complain that the work they do is hard, they are often cold or wet, they don't have enough to eat, they are disturbed and teased by police or soldiers, they are frightened by rockets, and have to travel to distant areas for finding work. Besides, they can't work safely and are threatened by armed men for being in prohibited areas, for blocking the road, begging, or making the road muddy by washing cars. For the children it is difficult to differentiate between police, government soldiers or Talibans.

Generally, children are believed to be indulged in drug trafficking and therefore this survey was made directed to knowing the involvement of children in carrying the illegal items, but however, no children admitted their involvement. One child admitted hashish smoking and 25 admitted cigarette smoking. However, how can it be possible?

Fights/strife are considered as common among children and particularly such children are expected to be more because of possible common interests. However, only 19.1 percent (191) children reported their fights among one another on streets. They further reported the reasons/purposes of their fights as (a) receiving little amounts than promised or asking for more money and (b) competition between different groups or individuals of street working children for earnings.

12. Health problems of the children surveyed

The most frequently identified medical problems of the children are given in the following diagram:



The estimated number of the sick children is 107 (10.7%). However, this is not the actual number because the surveyors have been given the basic training on signs &

symptoms of sick children and therefore they assessed the sick children on that experience. In fact, the sick children number will have been greater than the estimated due to their minor age work and exposure to unhygienic conditions. The parents/guardians are unable to afford the treatment cost or the treatment may not be easily accessible due to the country's overall destruction.

The most frequently medical problems identified among such children are psychological problems (20%), Leishmaniasis (15%), other skin diseases (10%), ear problems (7%) and eye infections (5%). The most frequently identified medical problem is psychological problems, which systemizes insecure life, poverty, loss of parents, overwork etc.

13. Where do the children live

Table 7: The place where the children sleep at night

	His/her own home	Relative's home	Friend's home/in the houses they work as servants or housemaids
No. of children	96%	3.7%	0.3%

This survey clarifies that children working in the streets in Kabul are not "street children", and don't live on the streets. All of the children (1000) have a place to go at night. This credit goes to the Afghan's religious and cultural traditions that the relatives look after other, and refuge is offered to homeless children. Culturally, the hospitality and the provision of shelter for needy people are valued.

Here, the percentage of children, staying/living in their own houses is greater (96%) than the ones (homeless children) (3.7%) sleeping in friend's places or in the houses they work as servants or housemaids. The percentage of children sleeping in relative's houses is also very little (3.7%). The provision of shelter by relatives/non-relatives to homeless children is an appreciable and distinctive characteristic of particularly pushtoons (of rural areas in particular) of the respective area. They despite of being too poor are ready for any kind of sacrifice for the sake of others. Their such kind of characteristic is supported and reinforced by the existing social sanctions.

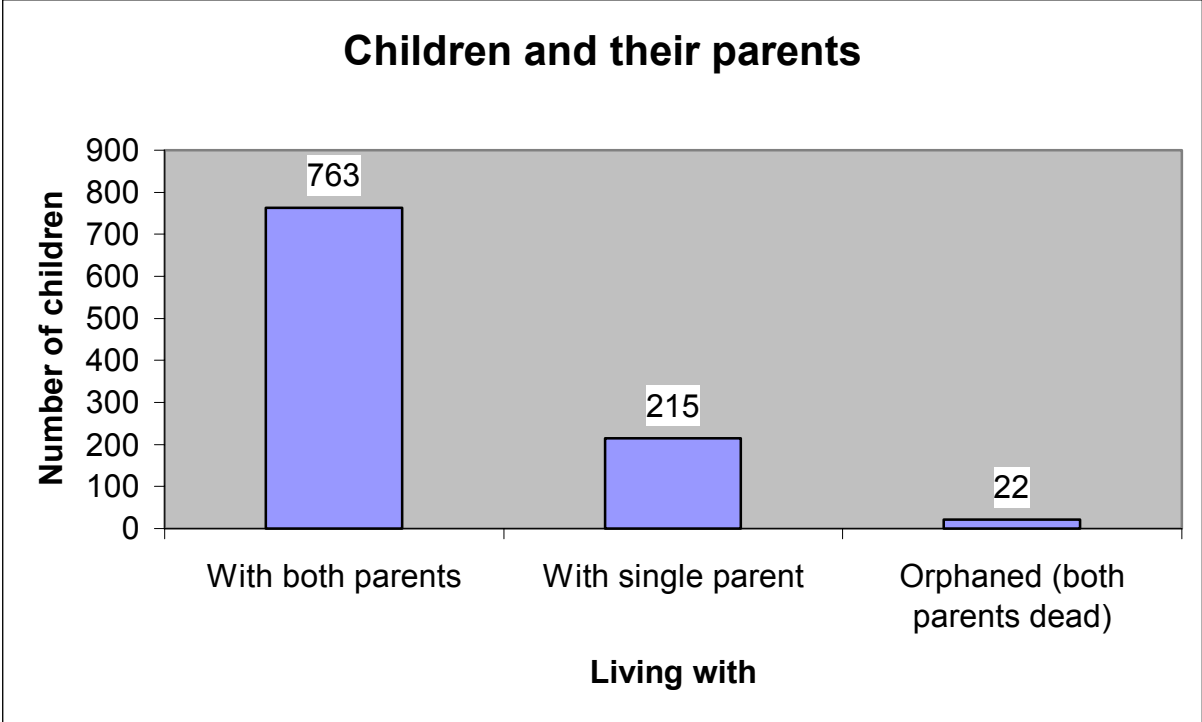
14. Children family background

Table 8: Availability of children parents

Father			Mother		
Living with	Dead	Missing	Living with	Dead	Missing
786	201	13	950	41	9

For depicting a clear picture of the family background of the children, the surveyor visited almost 600 children's families. The other 400 families were unable to be visited because of being too far/distant.

In majority (78.6%) of such families, the father was alive, and lived with their families. The percentage of dead fathers was 20%. The city of Kabul has not been ravaged like other places of Afghanistan otherwise; the number of headless families would have been definitely greater than this. There have been, however some families (0.3%) where the father was missing due to the concept of holy war and power/interest conflicts/war.



On the contrary, the number of alive mothers and being living with families was greater (95%) than the fathers (78.6%). It clearly shows that the head of families (fathers) have been fighting since long and many of them would have died so. The mothers being culturally restricted to the household boundary are not preferred to participate in war/battle in the presence of male family members. Only 4.1% mothers were dead. There were also some families (0.9%) wherein the mothers were missing. This percentage would have been quite more insignificant if they have not been displaced and destroyed by the continuous war.

15. Size of Families

Table 10: Size of families

No. of children	1	2	3	4	5	6	7	8	9	10	11	12	>12
No. of families	16	46	102	198	223	190	119	68	26	7	3	1	1

The fertility rate in Afghanistan has remained more or less stable since 1960, estimated at 6.9 in the late 1990s. Afghans adhere to the custom of large families with recent surveys among Pashtun women noting desired numbers of children as between seven and ten, while economic considerations and deterioration in the

mother's health have been found to be common reasons for men and women to limit their fertility¹⁵.

However, in Kabul the situation is not totally so. Majority (73.0%) of the families had 4 to 7 children, which is neither too large nor too small for such an area. This may be either because Kabul is the capital and urban area or due to the deaths of children because of shelling or inadequate available medical facilities etc.

The number of families having 1 to 3 children was great (16.4%) than the ones (10.6%) having 8 to 12 & above children. This shows that the trend is towards small family size.

37.7 % children remember having siblings dead in their families. With regard to the reasons of their deaths, majority (78%) reported childhood illness, 7% (almost) each reported landmines, rockets, malnutrition and others. The poor state of medical facilities is justified by the greater number (78%) of deaths of children due to childhood illness.

16. Living conditions of the families

The results of the 600 families surveyed are given below:

Table 11: Living quarters of families interviewed

	Own home	Rented home	Relative home	Abandoned home
%age of families	10%	80%	5%	3%

80% of the families had been once displaced and 20% were returned refugees. Thus, 90% of these families had left their original houses at some time. Most of the families interviewed had found alternative living quarters, as their own houses were no longer habitable.

Out of 600 families surveyed, majority (80%) have been living in rented houses, 10% in own houses, 5% in relatives' houses, 3% in abandoned houses, and 2% in premises such as government buildings, mosques, inns, tents, or neighbor houses. It justifies the children 'streets' work because most of the families have been living in rented houses wherein they had to earn not only for their livelihood but also had to pay the rent, which could not be possible in such war-torn country for parent only. Of course, it was a good omen that almost all the families (99%) have toilet facility and access to drinking water source. The average number of people per room was 5. It needs to mention that the toilet does not mean proper toilet, rather they are the places wherein they could defecate.

17. Education and Employment of parents

The results of the families visited are given in the following table No 12:

No. of households where both father and mothers are employed	1%
No. of households where father only is employed	38.8%
No. of households where mother only is employed	4.7%
No. of households where neither mother nor father is employed	55.5%

¹⁵ Lost Chances: The Changing Situation of Children in Afghanistan, 1990-2000, UNICEF 2001

There was a very little number of educated parents. Only 222 (22.2%) children fathers are educated (at least elementary school) and the number of educated mothers was too little than the fathers. It is clarified by this that uneducated fathers, knowing nothing about the negative repercussions of child work on child's health & future, easily put their child/ children to any kind of work guaranteeing income.

Among the families visited, majority (55.5%) of the households had no father or mother employment. There was only 1 percent families where both father and mother were employed. Even the number of households, where the father was employed, was very little (38.8%). Likewise, the households where the mothers were employed was also too little (4.7%).

It means that the reason of children working in the streets is primarily the poverty, being caused by unemployment & lack of other gainful income generation resources/activities.

18. Families views about the Causes of Children' work in the Street

The reasons mentioned by children's parents for children working in the streets are given below:

Table 13: Reasons of children working in the streets

Reasons	Number of replies
Poverty	700
Death of parents	200
Sickness/disability of parents	30
Displacement/no shelter	20
Unemployment of parents	25
Continuous fighting / war	20
School destroyed	5

The families were asked about the reasons of children's work in the streets, and among them a majority (70%) reported poverty as the reason. It shows that the children have to work in order to supplement the family's income, or to provide fuel. Many people expressed that due to the many years of fighting, and loss of homes and possessions, their economic condition/status have been destroyed and brought down to the bottom.

The second major reason, mentioned by 20% families, was death of parents. 3% reported sickness/disability of parents, 2.5% reported parents' unemployment, and 2% each mentioned displacement/no shelter and continuous fighting/war. Only 0.5% families reported school destruction as responsible for children 'street' work



For supplementing the family income, some families have more than one child working on the streets. However, the number of families, having one child on the street, is too significant (68.4%). But the families having two children on the streets are also considerable (26.9%). Even some families (42%) have 3 children working in the streets. There were few families (0.4%) having 4 children on the streets. The number of children working in the streets per family is given in the following table.

Table 14: Number of children working in the streets per family

District	1	2	3	4	>5
1	126	47	11	1	0
2	40	15	10	0	0
3	34	16	0	1	0
4	31	16	4	0	0
5	18	14	0	0	0
6	34	18	2	0	1
7	73	25	0	0	0
8	8	3	3	0	0
9	148	58	7	2	0
10	19	7	0	0	0
11	84	23	0	0	0
12	9	3	2	0	0
15	23	8	2	0	0

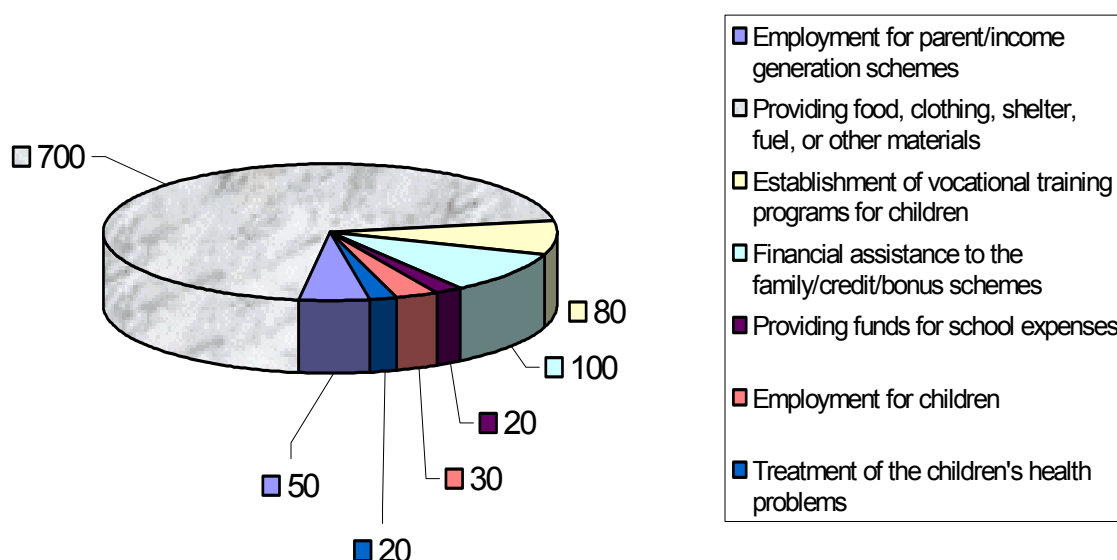
16	37	16	1	0	0
Total	684	269	42	4	1
Grand Total					1000

19. Families' perceptions of assistance needed

The detail of the assistance being mentioned by children's parents for restraining the children to no longer work in the street is given below:

This survey also aimed at knowing the solutions to the problem of children work in streets from their families. Therefore, their families were asked about the kinds of assistance which could make the children no longer work on the streets.

Assistance required to the children working in the street



A greater majority (70.0%) suggested the provision of food, clothing, shelter, fuel, or other materials, 10% suggested financial assistance to the families like credit or bonus schemes, 8% recommended establishment of vocational training programs for children, 5% mentioned employment for parents and income generation schemes, 3% mentioned employment for children and 2 percent each suggested provision of funds for school expenses and provision of free medical treatment to the children in needs.

SUMMARY

This survey of children working in the street of Kabul was conducted in 16 districts of Kabul during the months of March to May 2002. It counted 37,284 children and identified 1000 children working in these districts of Kabul. This survey was made by *Terre des hommes* with its local partner ASCHIANA and the Census Department. This needs assessment of children, working and begging in the streets in Kabul, was the result of a collaboration between *Terre des hommes*, the staff of the Aschiana centers, staff of the Census Department of the Interim Administration of Afghanistan, and the many children and families who participated in the survey. The survey was jointly funded by ECHO and *Terre des homes* (Tdh).

The estimate of 37,284 children working in 16 districts in Kabul is not complete, as this survey only included children observable on the street. Surveyors did not seek out children working in closed shops, garages or factories off the streets. Thus the actual number of child laborers in Kabul is likely to exceed 50,000.

The same nature needs assessment survey of children working in the streets of Kabul (Afghanistan) was carried out in 1996 by *Terre des hommes* (Kabul) in collaboration with UNHCR (Kabul), the ACBAR survey unit (Peshawar, Pakistan) the staff of the Aschiana Center (Kabul) and the many children and families. It identified 28,000 children, working in 10 districts of Kabul and surveyed/interviewed 2000 children among them.

The results of the 2002 survey sometimes the comparative analysis of the findings of both surveys where considered required/needed, are given below.

1. Among 1000 children surveyed, 80.7% were boys and 19.3% girls, while in 1996 survey it was 82% boys and 18% girls. The increase in the percentage of girls may have been caused by the loss/non availability/lack of male children, too much dearth of survival necessities, weakening of cultural grip, peaceful situation or during the survey the number of females/girls would have been greater by chance. Sociologically speaking, this trend indicates heterogeneous/ open culture, or peaceful environment.
2. Majority (53.9%) of children surveyed were from 13 to 14. Somewhat similarly, in 1996 survey too, the largest proportion fell in the age group 11-14. Likewise, the proportion of girls belonging to the age group 8-10 in both the survey was greater (44.5% in 2002 and 47% in 1996 survey). The boys belonging to 13-14 age group was also greater in both the surveys. The boys at this age reach to the age of adulthood and therefore are considered as able to protect themselves from any undesirable situation. The 8 to 10 years age is particularly vulnerable age for girls and is a cause of concern. Working at this age, jeopardizes their future sex/ gender roles and cause a number of health and other kind of problems. Girls' number is greater at this age because culturally they are restricted to the household boundaries once they reach the age of puberty.
3. The general assumption that children working in the streets do not attend school was not confirmed by the survey results. 62% (2002 survey) and 60% (1996 survey) of children surveyed have attended school at sometime and 35.1% have been still attending regularly. According to 1996 survey, the ratio of children attending school regularly was greater (44%) than the present survey ratio (35.1%). It means that the situation during 1996

survey was better and favorable for children education than the 2002 survey situation.

4. A large number of families were dependent upon the earnings of the children. Hence, majority (76.6%) of the children interviewed earned money for the work they did. According to 1996 survey, the ratio of such children was 71%. 23.4% (2002 survey) and 29% (1996 survey) of the children worked to provide their families with fuel, and do not earn money. The majority of the children earning income is/was between 0.3 to 0.9\$ per day, while according to 1996 survey the highest level of income was between Afghani 2000 to 3000 per day. The jobs which earn/earned the highest income (more than Afghani 40,000 per day, 1.4\$) are selling food and drinks, selling cigarettes, and other goods.
5. The assumption that the children working in the streets of Kabul are orphaned or from single parent families proved wrong. According to this survey, majority (76.3%) of the children, being surveyed, lived with both parents, and only 2.2% of the children were orphaned (both parents dead or missing). Likewise, the 1996 survey reflects 73% (children living with both parents) and 2.6% (orphan). It shows that there is no such significant difference in the data of both the surveys.
6. The percentage of surveyed families, having been displaced was very high (80%) compared to 73% of 1996 survey. 20% of the families are returned refugees and according to 1996 survey it was 9% only. It shows that the increase has been because of the repatriation of refugees due to the peaceful environment. According to this survey, 99% of the families have reported of having toilet and access to potable water. How this much ratio can be true? It reflects that these people don't know about the actual toilet or potable water. They consider any place as toilet wherein they can urinate or defecate. They of course have the place as toilet but that is only a ditch, which is being dug by them in any corner of the house. However, hygienically such ditches are not good. They even consider the river water as potable but in actual that water does not qualify the merit of drinking water.
7. The type of assistance most frequently requested by the families surveyed was the provision of food, clothing, shelter, fuel, or other materials, financial assistance and vocational training for the children. In 1996 survey too, these demands had been made by the families.
8. A large number of children (65%) surveyed worked in one location only and 35% changed locations for earning more money or collecting sufficient items for the family's use. The children working alone were too much considerable (76.3%,) and 23.7 worked with other groups.
9. One year had been to most of the children, even boys and girls individually, while working in the streets.
10. A big number of children (86%) worked every day (i.e. 7 days per week), and only 9% worked 6 days per week. Most (71.6%) of the children worked more than 8 hours per day. Boys worked more than the girls on the streets because traditionally, girls are not allowed to stay long on the streets. Therefore they have little time for recreation, but on the other hand,

are often proud that they are contributing to the family, but regret the loss of opportunities for education and recreation.

11. Majority (587%) of the children being surveyed were involved in selling small items and followed by 20.5% collecting wood. However, with respect to girls, the majority was involved in wood collection. It may be because traditionally, the girls/female are discouraged from too often interaction with males.
12. The assumption that the children would like to work, as because at such age children may want to roam, move and walk openly, proved wrong. Large proportion (92%) did not like working in the streets and reported their work as too hard for them. They complained that they are exposed to every kind of danger. No child admitted of being involved in drug trafficking, but how can such children remain protected.
13. 10.7% children were assessed by surveyors as being sick. However, this is a rough estimate because the surveyors were given only basic training on signs and symptoms of sick children. The actual ratio would have been quite greater because of their exposure to every kind environment.
14. This survey clarifies that children working in the streets of Kabul surveyed had a place to go at night.
15. Majority of the families interviewed had 4 to 7 children.
16. Very little ratio of children had educated parents. Only 22.22% of the fathers were educated and the mothers were mostly illiterate. The ratio of households where neither father nor mother was employed was too greater (55.5%). In 38.8% households, father was employed and only in 1% households both father and mother were employed. This justifies the poor economic conditions of the families on one hand and poor economy of the country on the other hand.
17. Majority (70.0%) of the children' families stated poverty as the reason of their children working in streets. 20% mentioned death of parent as the reason. Majority (68.4%) of the families had one child working and 26.9% had two children working in the streets.

CONCLUSION

Impoverishment is the result of economic factors and political and social elements, over which the children have no control. But they are not only victims they are also actors. As is always the case with those on the margin of society, children not only just adapt to the situation; they actively try to surmount their difficulties by joining another world, the street, by creating their own world, their street. And not all poor children go to live on the street. The affection that the majority of poor families manage to show their children is admirable¹⁶.

A playful attitude is essential when working with Children in Street Situations. It is even more important in contexts where developing an empowerment model in a highly hierarchical (patriarchal) society is a real challenge. The most important resource is with the children, in their own deepest will: to play games. All over the

¹⁶ Daniel Stöcklin: *Terre des hommes* (Tdh) Concept Paper on CSS Strategy; Draft Report, Lausanne, 2002

world, what do we observe with children? They like to play. Using games and plays is therefore essential in any of the options of a children in street situation project. Surprising, as it may seem, this is however too often overlooked in intervention strategies. Whenever it comes to interaction with children, a playful attitude is required. Food and shelter is often the only response, if any, but playing is a way to help children who have been bombed and/or who are most of the time “brain-bombed” to catch up with their own potentials as human beings. Games are essential tools for children to develop symbolic skills (evaluation, solidarity, interaction) and therefore social integration. Playing games is a very serious matter. Because it is linked with development of symbolic skills, play brings more flexibility in societies where the Children in Street Situation phenomenon is a reflection not only of poverty but much more of social tensions¹⁷.

Children can become actors of social integration. Although the conception of childhood varies from one context to another, it is the development of personality in a child that we must pay attention to, because social integration depends on each individual’s personal protection and development¹⁸. Improving the respect for children’s rights demands that children have access to the true richness of the moral code claimed within their culture and not to poor and deforming substitute of these codes (like it was the case for instance under Taliban rule). In any culture, the child can become an actor of social integration when he/she is empowered and therefore equipped with the necessary skills to contribute to prevention of abuses and promotion of rights. The child’s levels of needs and capabilities have therefore to be first well identified, in order to build on them, to address needs and to develop skills to their optimal extend. Social integration requires personal development, which in turn depends on the socialization process, including formal and non-formal education. The socialization process is made of interactions. Which means that it is being constructed as much by the children as by the adults. Both are actors. Social integration is therefore to be considered as the interaction between social norms and personal development. It should be considered that children in street situations are symptoms, among others, that this interaction has become problematic. The cause of children in street situations phenomenon is therefore not poverty (this is also a symptom), but a failing social regulation process, mainly because certain components of the society are imposing rules (“social” norms) that may affect people’s capabilities (personal development). These rules may stem from the production sphere (globalization) as well as from the religious sphere (fundamentalism). Other spheres (political, judicial) must also be considered. Appropriate response therefore must be found by inclusion, not exclusion, of important stakeholders¹⁹.

¹⁷ Daniel Stöcklin: *Terre des hommes*’ (Tdh) Executive Summary (Draft), Kathmandu CSS Workshop, Lausanne, 2002

¹⁸ *ibidem*

¹⁹ *ibidem*

10. Do you work alone or with others? _____

If working with others who are they?

1. _____ 2. _____ 3. _____

11. Do you have a group leader ? Yes () No ()

12. If yes, on what basis the group leader is elected? _____

13.. What kind of work are you doing? _____

14. Do you eat while working. Yes () No ()

If yes, please explain. _____

15. Do you become tired and hungry during work? Yes () No ()

16. What person do you like best? please explain. _____

17. What type of people you dislike? _Please specify: _____

18. Daily Income of Child:

a. Cash Afs. () b. does not earn cash ()

If does not earn cash, please explain: _____

19. Way of spending the income of child:

a. Saving () b. Give it to family ()

c. Pay to others: (Specify): _____

20. Is the child interested in sports? Yes () No ()

If yes what kind of sport ? _____

If no, why? _____

21. What do you do during your free time? _____

22. Do you have time to play? Yes () No ()

If yes how long do you play everyday day? _____

23 . What do you feel about the people, who smoke ?

Do you like to smoke? Yes () No ()

If yes, please specify?

24. Have you been arrested while working on the street? Yes () No ()

If yes, by who and why?

25. Were you threatened, beaten etc. ? Yes () No ()

If yes, by who and why?

27. Have you seen a murder? Yes () No ()

28. Have you seen fighting? Yes () No ()

29. Have you fought yourself? Yes () No ()

CHILD'S NEEDS PROBLEMS, AND EXPECTATIONS

30. Do you like working on the street? Yes () No ()

If yes, what kind of work do you like best on the street?

a. () b. () c. ()

If no, what would you prefer to do?

a. () b. () c. ()

31. What makes you work on the street? _____

32. Did somebody send you to the street? _____

33. Do you have any problems while working on the street? Yes () No ()

If yes, which ones:

a. () b. () c. ()

OBSERVATIONS ABOUT THE CHILD

34. Does the child need medical attention? Yes () No ()

If yes, what are the medical problems?

a. () b. () c. ()

35. Does the child look : Clean () Dirty ()

36. Does the child look malnourished? Yes () No ()

37. Is the child physically handicapped? Yes () No ()

If yes, give details: _____

38. Does the child have any psychological problem? Yes () No ()

If yes, please give details: _____

CHILD'S FAMILY BACKGROUND AND LIVING CONDITIONS

39. Is your father alive? Yes () No ()

If yes, does he live with his family? Yes () No ()

If no, give reasons: _____

40. Father's age () Father's Occupation ()

41. How is the health condition of the child's father? _____

42. Does the child's father have any special skills? Yes () No ()

If yes, Please give details: _____

43. Father is presently : Employed () Unemployed ()

44. Is the child's father educated: Yes () No ()

45. Father's level of education: _____

46. MOTHER

• Is the child's mother alive? Yes () No ()

• If yes does she live with her family? Yes () No ()

• If no, give details: _____

• Health condition of the child's mother: _____

• Mother's age: () Mother occupation: ()

• Mother's special skills : ()

• Mother is presently : Employed () Unemployed ()

• Mother is educated : Yes () No ()

