

**NEEDS ASSESSMENT OF CHILDREN WORKING IN THE
STREETS OF KABUL**



**This Survey was Funded by UNHCR and TDH
The Report was prepared by TDH**

June 30, 1996

TABLE OF CONTENTS

	<u>Page Number</u>
ACKNOWLEDGEMENTS	i
FORWARD --Noorya	ii
INTRODUCTION	1
OBJECTIVES	2
SURVEY METHODOLOGY	3
RESULTS OF THE NEEDS ASSESSMENT SURVEY	
1. Prevalence of Children Working in the Streets in Kabul	5
2. Breakdown of 2,000 Children Surveyed by Sex	5
3. Location of the 2,000 Children Surveyed	6
4. Ages of the Children Surveyed	7
5. Ethnicity of Children Surveyed	8
6. Education of Children Surveyed	8
7. Length of Time the Children Have Worked in the Street	9
8. Working Hours of the Children	10
9. What Work do the Children Do?	11
10. How much does the Children Earn?	12 & 13
11. Problems of Children Working in the Streets	12
12. Health Problems of the Children Surveyed	14
13. Where does the Children Live?	14
14. Children's Family Background	15
15. Size of Families	16
16. Living Conditions of the Families	17
17. Employment of Parents	17
18. Income of the Families	17
19. Families' Perceptions of Why Their Children are Working in the Streets	18
20. Families Perceptions of Assistance Needed	19
SUMMARY and CONCLUSIONS	20
Appendix A: List of Districts Surveyed	
Appendix B: Survey Questionnaire	

ACKNOWLEDGEMENTS

This *Needs Assessment of Children working in the Streets in Kabul (Afghanistan)* was the result of collaboration between *Terre des hommes* (Kabul), UNHCR (Kabul), and ACBAR Survey Unit (Peshawar, Pakistan), the staff of the Aschiana Center (Kabul), and the many children and families who participated in the survey.

The survey was jointly funded by UNHCR and *Terre des hommes* (Tdh), and implemented by Tdh in Kabul. The Tdh Delegate, Ms. Cindy Double, designed the *Needs Assessment* questionnaire, prepared the survey methodology, and organized the field survey. The ACBAR Survey Unit in Peshawar completed the data entry and analysis. Mr. Abdul Hakim Murad, Survey Unit Manager, helped in the design of the questionnaire, and gave invaluable advice throughout the survey work. The final report was prepared jointly by the Tdh Delegate and the ACBAR data analyst (Mr. Hamidullah Azizi).

Special thanks must be given to the 20 surveyors, who worked tirelessly to correctly identify and interview the children and their families. Many days, they worked through rain, rockets, and the onset of the summer heat to complete the survey on time.

Special appreciation must also be given to Engineer Yousuf (Director of the Aschiana Programme) and Mr. Khalilullah H., Tdh Administrator, who organized the logistics, implemented the field survey, monitored the surveyors, and checked the survey questionnaires.

Finally, I would like to thank all the children and their families who participated in the *Needs Assessment Survey* for their time and cooperation. We hope that this survey will highlight the needs of the thousands of children who work in the streets of Kabul, and pay tribute to their courage to carry on.

Cindy Dubble
Delegate, *Terre des hommes*
Kabul, Afghanistan
June 30, 1996

FORWARD ---NOORYA

Noorya is 8- year-old, who spend her day's seavenging firewood abd paper from the streets of Kabul. She has been attending the Aschiana Center for children working in the streets and related the story of her like this:

My father was a driver in Kabul. During the fighting, he was killed. My mother and my three sisters (one was only two days old when my father died) and I decided to go to our grandmother's house in Parwan province. When my grandmother died, we had to return to Kabul.

Now we are living with our aunt's family in a rented house. Our aunt lets us share her basement, which has a very damp floor. Because of the dampness, we have to take out the floor covering to be dried in the sun every day. Sometimes, my aunt's mother-in-law tells my aunt to throw us out so that she can bring her relatives to the house.

My mother earns money by washing other people's clothes. I have an uncle who will not help us. One day during Eid holidays, we went to our uncle's house and noticed that all our cousins were wearing new clothes. We weren't wearing new clothes, as we cannot afford them. My uncle told my mother that if my father were alive, he would have new clothes made for us. That made the whole family cry so much.

Several times afterwards when we went to my uncle's house, his wife treated us very badly and made us leave her house. She said that our uncle didn't have enough money for his own children, and could not feed more hungry mouths.

My work in the streets is to collect firewood and paper. I start at 7:00 in the morning, and after collecting some firewood, I go to Aschiana. After spending some time in Aschiana and eating lunch, I leave again to collect more firewood and take it home.

One of my saddest memories is that one-day while I was collecting firewood and waste paper from a dump in Charahi Haji Yaqub, a rocket landed there. As soon as I heard the terrible sound of a rocket hitting the street, I went close to a wall. A passerby asked me what I was doing there and if I had a house to go to. I was so frightened and shocked that I ran from the wall and hid behind my sack of firewood, thinking that it would protect me from rocket shrapnel. After a while, I saw bodies lying around, some wounded and some killed. I didn't know what to do, and when I finally went home, I could not talk for a while.

Our biggest daily problem is that whenever we go to an area in search of firewood and paper, the other children of the area tease us, snatch away our sacks and empty them, which is very frustrating. So I have to start all over again. This takes up a lot of time, and I usually miss my classes at Aschiana. I want to study and learn more in the future that is why I try my best to go to Aschiana regularly.

When I go home in the evening, I help my mother with housework. Then I go to our neighbor's house to help the' woman who was wounded in the rocket attack and is handicapped. When it is dark, we go to bed, and hope there will not be any rockets in the night.

Dictated by Noorya and translated by Aschiana staff.

June 1996

INTRODUCTION

Noorya is only one of thousands of children who spend their daily lives working in the *streets of Kabul*. In every district of Kabul, children can be seen scavenging for firewood and paper, collecting scrap metal, cleaning cars, polishing shoes, selling food and water, and begging. Thousands more work as apprentices or assistants in shops, factories and garages, earning slave wages for long hours of grueling work. Some children cross the front-line and travel many kilometers to spend the day working in Kabul. Others risk their lives and limbs as they search for firewood and scrap metal in neighborhoods full of landmines. For such children, every day is a fight for survival for themselves and their families.

These children are Kabul's legacy from 17 years of war. During the 10 years of fighting against the Russians, much of Afghanistan's countryside was destroyed, forcing thousands of displaced Afghans to seek shelter in Kabul. The swelling population and limited supplies resulted in economic hardship for the residents of Kabul. As thousands of men disappeared and died, women and children were left to fend for themselves, often having no alternative but to beg. With the departure of the Russians, fighting in and around Kabul intensified as rival Mujahedeen groups fought for power and control of Kabul. Now, after 7 years of factional fighting, more than 70% of Kabul has been reduced to rubble, with thousands of people killed and maimed.

Kabul remains a city under siege, as the struggle for power continues between Rabbani's government and the Taliban. With rampant inflation and soaring prices, it is a desperate existence for most of Kabul's residents. The average salary of a government employee or doctor is only 200,000 Afghanis per month (approximately \$13 at current exchange rates). This can barely begin to cover the costs of feeding a family --aid organizations in Kabul estimate the cost of basic living for a family of 6 to be Afs 1,575,000 per month. Against this backdrop, widespread use of child labour has developed, as economic necessity forces many families to send their children onto the streets. Some children have become successful entrepreneurs, but many are only able to earn a few thousand Afghanis for many long hours of work. They face the cold of winter, rockets, landmines, and harassment by security forces, hunger and disease. An entire generation of children is being deprived of education and a secure childhood. The street is their training ground for survival in a city at war.

Many local NGOs and international agencies have been concerned about the growing number of children in Kabul who spend their days in the streets. This *Needs Assessment of Children Working in the Streets in Kabul* is an attempt to collect baseline information about the thousands of children working in Kabul --the first step in responding to their needs.

OBJECTIVES

Specific Objectives of the *Needs Assessment of Children Working in the Streets in Kabul* were:

- To ascertain the prevalence of children working in the streets.
- To obtain data regarding the children's sex, ages, and living conditions.
- To obtain baseline information about the children's working patterns.
- To identify specific needs of children working in the streets.
- To gather information about the children's family background.
- To ascertain the family's view about what is needed for themselves and their children.
- To produce a Name List of children working in the streets.
- To promote information and concern about this group of vulnerable children.

SURVEY METHODOLOGY

1. The 10 most populous districts of Kabul were selected for the Needs Assessment of Children Working in the Streets in Kabul. (Refer to Appendix A for a list of Districts.) Districts 7 and 8 were not surveyed as these are unpopulated districts due to their proximity to the front-line and insecurity in these areas. District 3 is also unpopulated, due to almost complete destruction of this neighborhood during the fighting in 1993 and 1994. District 14 was omitted, as it is 15 km. From the center of Kabul, and also near the front-line.
2. The survey questionnaire was designed, in consultation with the ACBAR Survey Unit. (Refer to Appendix B for a copy of the questionnaire.)
3. Interviews were held, and 20 surveyors selected according to the following criteria:
 - Keen interest and sympathy towards street children.
 - Energetic, in good health, and a commitment to work hard-
 - Aged 20- 35
 - Presently unemployed
 - B.A. or Baccalaureate
 - Readiness to work in all districts of Kabul City, and in surrounding areas-
 - Speaks Dari and Pushto, with knowledge of English preferable.
 - Not related to any employee of any of the organizations involved in the project.
 - Previous survey experience preferable.
 - Priority given to returned refugees or displaced families.
4. The 20 surveyors were divided into 10 teams (one man and one woman per team), and the surveyors were given a one-day training in the correct identification of children working in the streets, and the use of the questionnaire. The surveyors practiced using the questionnaire with children attending the Aschiana Centers.
5. The surveyors piloted 100 questionnaires, interviewing 10 children and their families in each of the 10 districts.
6. After piloting the questionnaire, surveyors were given an opportunity to discuss any difficulties they had in using the questionnaire. The questionnaire was subsequently revised and finalized. Surveyors were given additional training in the use of the questionnaire.
7. The 10 teams of surveyors worked in 10 districts of Kabul for 28 days to survey 2,000 children who were working in the streets, and their families. The children were initially identified while working in the street, and selected for interview after an initial period of introduction and confirmation that the child had been working in the street for a minimum of one month. Attempts were made to interview the child in private, although this was often not possible. Arrangements were then made to go to the child's house to interview his/her family. This was possible in all but 8 cases, where the family lived too far away, or too near the front – line to visit.
8. Each day, the supervisors monitored all survey teams, to ensure that children were being correctly selected, that interviews were being conducted properly, and that questionnaires were completed accurately.
9. After completing the survey of 2,000 children and their families, the surveyors worked an additional 10 days to identify and list all the children working in the streets in the 10 selected districts of Kabul. A total of 28,000 children were identified. This name list includes the name, age, and gender of each child, and will be made available for those agencies interested in establishing programmes for children working in the streets of Kabul.
10. Completed questionnaires were delivered to the ACBAR Survey Unit in Peshawar, and data entry and analysis was undertaken from May 15th to June 20th, 1995.
11. The data analyst and report writer worked together in Kabul to further analyse the data, prepare tables, and write the report.

RESULTS of the NEEDS ASSESSMENT SURVEY

1. PREVALENCE OF CHILDREN WORKING IN THE STREETS IN KABUL

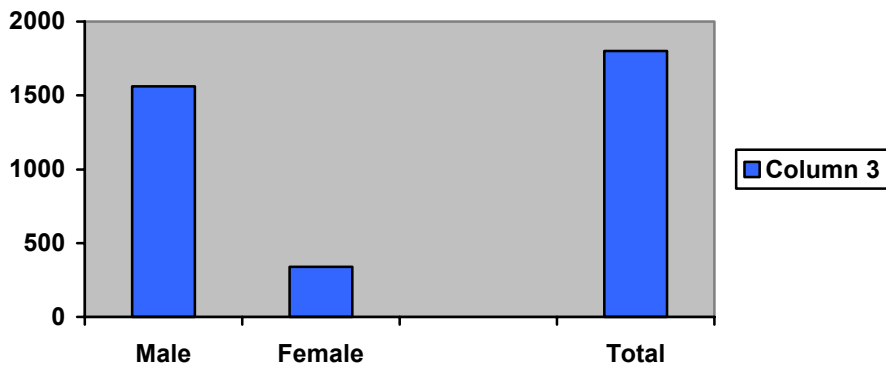
In the 10 districts surveyed, 28,000 children were identified who spend their days working in the streets in Kabul. (A complete name list, including the ages, sex, and locations of these children will be available in July 1996.)

This estimate of the number of children working in 10 districts in Kabul is not complete, as this survey only included children observable on the streets. Surveyors did not seek out children working in closed shops, garages or factories off the streets. Thus, the actual number of child laborers in Kabul is likely to exceed 30,000.

2. BREAKDOWN OF 2,000 CHILDREN SURVEYED BY SEX

Out of the 2,000 children surveyed, 1648 (82.4%) were boys, and 352 (17.6%) were girls.

Breakdown of Children by Sex:



This ratio of boys to girls is approximately the same as that found in the Aschiana Centers for children working in the streets, where approximately 80% are boys, and 20% girls.

3. LOCATION OF THE 2,000 CHILDREN SURVEYED

The following table summarizes the locations of the children surveyed, district-by-district.

**Table I: Breakdown of 2,000 children
Surveyed (by district)
No. Of children**

District	Male	Female	Total
1	163	37	200
2	298	39	337
4	140	60	200
5	142	58	200
6	170	30	200
9	182	18	200
10	156	44	200
11	184	16	200
12	51	12	63

15	162	38	200
Total	1648	352	2000

The low number of children identified in District 12 (PoleCharkhi) is due largely to the fact that this is an unpopulated, military zone. The children working in this area are primarily cart-pullers, transporting illegal goods.

57% of the children work in one location only, while 43% change locations in order to earn more money or collect sufficient items for the family's use.

68% of the children surveyed work alone, and 32% work with other relatives, friends, or with a merchant.

4. AGES OF THE CHILDREN SURVEYED

Table 2: Ages of children surveyed

District	<5	5-7	8-10	11-14	>14
1	0	16	86	96	2
2	0	5	118	214	0
4	1	6	62	124	7
5	2	27	81	87	3
6	0	11	74	112	3
9	0	17	52	125	6
L0	0	14	69	113	4
11	0	10	57	109	24
12	0	4	17	39	3
15	2	19	65	107	7
Total:	5	129	681	1126	59

Table 2A: Age of boys

District	<5	5-7	8-10	11-14	>14
1	0	9	66	86	2
2	0	4	99	195	0
4	0	5	46	82	7
5	1	22	50	67	2
6	0	10	56	101	3
9	0	13	46	117	6
L0	0	10	46	96	4
11	0	8	46	106	24
12	0	2	11	35	3
15	0	13	51	91	7
Total:	1	96	517	976	58

Table 2B: Age of girls

District	<5	5-7	8-10	11-14	>14
1	0	7	20	10	0
2	0	1	19	19	0
4	1	1	16	42	0
5	1	5	31	20	1
6	0	1	18	11	0
9	0	4	6	8	0
L0	0	4	23	17	0
11	0	2	11	3	0
12	0	2	6	4	0
15	2	6	14	16	0
10	4	33	164	150	1

While the majority of children fall between the ages of 11 and 14, it is disconcerting to discover that there are so many children under the age of 10 working on the streets. The 5 children under the age of 5 were all collecting paper and firewood.

5. ETHNICITY OF CHILDREN SURVEYED

	Pashton	Tajik	Hazara	Uzbek	Other
% Of Children:	13	76	11	0	1

6. EDUCATION OF CHILDREN SURVEYED

Of the 2000 children surveyed, 59.8% had attended school at some time, and 40.2% had not. The number of years the children had attended school is summarized below:

Table 3: No. Of years attended school

	1	2	3	4	5	>5
No. Of children:	275	306	168	168	118	161

Out of these 1,196 children who have attended school, 881 (44% of children surveyed) are still attending school. One cannot assume that all working in the streets are uneducated – their work is an economic necessity in order to supplement the family income, and their work is before / after the 2 or 3 hours they attend school.

Out of the 1196 children who have attended school, 315 children had stopped going to school the reasons they gave are as follows (some children gave more than one answer):

Table 4: Reasons why the child stopped attending school

	A	b	c	d	e	f	g	h	i
No. Of children:	10	6	87	191	14	63	1	10	29

List of reasons:

- a. **Death of parent**
- b. **Disability of parent**
- c. **Displacement**
- d. **Economic problem**
- e. **Family forced child to leave school to work**
- f. **Fighting**
- g. **Health problem**
- h. **No guardian to support the family**
- i. **School destroyed**

7. LENGTH OF TIME THE CHILDREN HAVE WORKED IN THE STREET

67% of the children interviewed have working in the street for one year or less. 34% have been working for more than 22 months. A complete breakdown is summarized in Table 5.

Table 5. Length of time working on the street

	<3	3-6	7-9	10-12	3-15	16-1	19-21	22-24	>2	
District	months	months	months	months	months	months	months	months	years	Total
1	61	46	9	46	0	1	0	25	12	200
2	48	54	3	85	0	6	0	90	51	337
4	31	25	4	58	0	1	0	44	37	200
5	43	47	4	48	0	2	0	34	22	200
6	46	49	11	5	3	0	0	19	16	200
9	27	48	0	47	0	2	0	37	39	200
10	13	44	12	57	3	10	0	26	35	200
11	40	31	5	48	0	2	0	30	44	200
12	10	2	1	17	1	3	0	15	14	63
15	13	22	2	62	0	2	1	64	34	200

Total	332	368	51	523	5	32	1	384	304	2000

Table 5A Length of time working on the street (Boys)

	<3	3-6	7-9	10-12	13-15	16-1	19-21	22-24	>2	
District	months	months	months	months	months	months	months	months	years	Total
1	48	38	6	41	0	0	0	18	12	163
2	42	52	3	76	0	6	0	70	49	298
4	25	17	3	34	0	0	0	34	27	140
5	41	30	3	30	0	1	0	24	13	142
6	42	41	11	45	1	0	0	16	11	170
9	25	46	0	42	0	2	0	30	37	182
10	13	41	10	41	3	3	0	20	25	156
11	39	27	4	43	0	2	0	26	43	184

12	8	2	1	14	1	2	0	13	10	51
15	11	16	1	56	0	2	1	53	22	162

Total	294	310	42	422	5	21	1	304	249	1648

Table 5B Length of time working on the street (Girls)

District	<3 months	3-6 months	7-9 months	10-12 months	13-15 months	16-1 months	19-21 months	22-24 months	>2 years	Total
1	13	8	3	5	0	1	0	7	0	37
2	6	2	0	9	0	0	0	20	2	39
4	6	8	1	24	0	1	0	10	10	60
5	2	17	1	18	0	1	0	10	9	58
6	4	8	0	10	0	0	0	3	5	30
9	2	2	0	5	0	0	0	7	2	18
L0	0	3	2	16	0	7	0	6	10	44
11	1	4	1	5	0	0	0	4	1	16
12	2	0	0	3	0	1	0	2	4	12
15	2	6	1	6	0	0	0	11	12	38

Total	38	58	9	101	0	11	0	80	55	352

8. WORKING HOURS OF THE CHILDREN

86% of the children interview said that they worked every day (i.e. 7 days per week), and a further 9% said they worked 6 days per week. Most of the children work long hours, with 929 children (46%) saying they work or more hours per day.

Table 6: Working hours of the children

No. Of hours per day

	1	2	3	4	5	6	7	8	9	10	11	12	>12
No. Of children	4	13	36	77	116	157	172	218	278	376	291	133	129

Table 6A: Working hours of the children (Boys)

No. Of hours per day

	1	2	3	4	5	6	7	8	9	10	11	12	>12
No. Of children	2	5	24	61	95	144	144	179	216	295	244	199	120

Table 6B: Working hours of the children (Girls)

	No. Of hours per day												
	1	2	3	4	5	6	7	8	9	10	11	12	>12
No. Of children	2	8	12	16	21	13	28	39	62	81	47	14	9

9. WHAT WORK DO THE CHILDREN DO?

The most common type of work done by the children surveyed is collection firewood selling small items (matches, toilet paper, key tags, soap, etc) selling food or drink, and collecting paper. A summary of the types of work done by the children follows:

Table 7. Type of work

District	Collecting firewood	Collecting paper	Carrying garbage	Polishing shoes	Cleaning car	Selling Small items	Begging for money	Selling illegal items	Selling other work
1	41	26	0	7	0	54	3	0	107
2	14	25	0	11	8	50	4	0	239
4	99	25	1	6	3	34	9	0	52
5	98	19	1	0	0	25	2	0	72
6	56	11	0	4	2	54	6	0	69
9	60	54	2	4	16	61	1	1	56
10	55	49	0	12	8	36	10	0	74
11	29	17	0	2	7	36	4	0	124
12	13	10	1	5	2	7	2	0	26
15	42	23	0	11	6	38	4	0	83
No. Of child	507	259	5	62	52	395	45	1	902

Table 7. Type of work (Boys)

District	Collecting firewood	Collecting paper	Carrying garbage	Polishing shoes	Cleaning car	Selling Small items	Begging for money	Selling illegal items	Selling other work
1	25	17	0	7	0	50	2	0	90
2	4	12	0	11	8	47	0	0	221
4	51	14	1	6	3	32	6	0	41
5	52	11	0	0	0	25	1	0	66
6	33	9	0	4	2	53	3	0	68
9	42	39	2	4	6	61	0	1	56
10	26	18	0	12	8	34	6	0	71

11	17	12	0	2	7	35	2	0	123
12	8	5	1	5	2	7	1	0	25
15	24	7	0	11	6	37	1	0	80
No. Of boy.282		44	4	62	52	38	1	22	841

Table 5B Length of time working on the street (Girls)

District	Collecting firewood	Collecting paper	Carrying garbage	Polishing shoes	Cleaning car	Selling Small items	Begging for money	Selling illegal items	other work
1	16	9	0	0	0	4	1	0	17
2	10	13	0	0	0	3	4	0	18
4	48	11	0	0	0	2	3	0	11
5	46	8	1	0	0	0	1	0	6
6	23	2	0	0	0	1	3	0	1
9	18	15	0	0	0	0	1	0	0
10	29	31	0	0	0	2	4	0	3
11	12	5	0	0	0	1	2	0	1
12	5	5	0	0	0	0	1	0	1
15	18	16	0	0	0	1	3	0	3

No. Of girls: 225		115	1	0	0	14	23	0	61

The most frequent types of work listed under 'other' include:

<u>Type of Work</u>	<u>No. of Children</u>
Selling food and drink	479
Espanchi (incense)	151
Collecting fuel (diesel)	71
Cart Driver	69
Selling Cigarettes	51
Mechanical Work	42
Porter	27
Gun Target game	6
Collecting scrap metal	3
Bakery worker	3

10. HOW MUCH DO THE CHILDREN EARN?

71% of the children interviewed earned money for the work they did. The other 29% took the produce of their labors home --wood, paper, and dung to use as fuel for cooking and heating. The jobs which earn the highest

income (more than Afs 4,000 per day) are selling food and drinks, selling cigarettes, and cart driving. The lowest amount of money is earned by espandi children, selling small items, and collecting fuel.

All the children except 10 said that they give the money they earn to their family or relatives. Ten children said that they keep the money for themselves.

Table 8 (next page) summarizes the income of the children participating in this survey.

11. PROBLEMS OF CHILDREN WORKING IN THE STREETS

Out of the 2,000 children interviewed in this Needs Assessment Survey, 91% said they did not like working in the street. They complained that the work was hard, that they were often cold or wet, that they did not have enough to eat, that they were disturbed by police or soldiers, that they were frightened by rockets, and that they often had to travel long distances to find work.

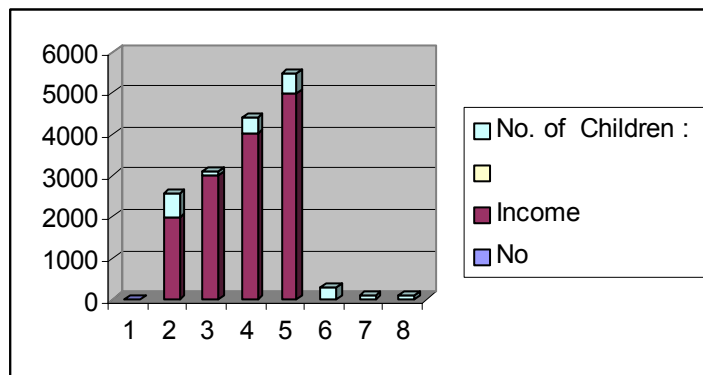
21 children said they had been threatened by 'armed men' for being in prohibited areas, blocking the road, begging, or making the road muddy by washing cars. (It was difficult for the children to differentiate between police, government soldiers, or mujahedeen.) A few children said they had been made to pay money at checkpoints. One child said he had been arrested and held for several hours for collecting wood in a military zone.

It has often been assumed that children are used to carry illegal items (including drugs) throughout Afghanistan. However, during the course of this survey, no children admitted to being involved in drug trafficking. One child said that he had taken drugs, and 21 children said they smoked cigarettes.

Table 8 : Income Earned by Children per Day

Amount of money earned by children per day (Afs)

	No	<1000	1000 - 2000	2000 - 3000	3000 - 4000	4000 - 5000	>5000
No. of Children :	585	76	409	463	278	95	94



12. HEALTH PROBLEMS OF THE CHILDREN SURVEYED

76 children (3.8%) were assessed as being malnourished by the surveyors. This figure must be seen as only a rough estimate, as surveyors were given only basic training on signs and symptoms of malnourished children. In subsequent visits to the families, the families reported that 145 children had died from malnutrition.

18 children were identified as being disabled: 9 were lame; 7 had some form of paralysis, and 2 were deaf. 13% of the children surveyed were assessed as needing medical attention by the surveyors. The five most frequently identified medical problems were:

Medical Problem	No. of Children
Leishmaniasis	110
Other skin diseases	87
Eye infections	15
Psychological problems	10
Ear problems	8

13. WHERE DO THE CHILDREN LIVE?

It is clear from this survey that children working in the streets in Kabul are not 'street children' as they do not live in the streets. All of the 2,000 children surveyed had a place to go to at night, most of them with their own families. This is a credit to the Afghan religious and cultural traditions which ensure that relatives look after each other, and refuge is offered to children without a home.

Table 9: Where Do the Children Sleep?

	<u>His/her Own</u> <u>Home</u>	<u>Relative's</u> <u>Home</u>	<u>Friend's</u> <u>Home</u>	<u>Other</u>
No. of Children:	1,969	26	2	3

The three children listed under 'other' slept at their father's place of work (a butchery, a bakery, and an auto repair shop).

14. CHILDREN'S FAMILY BACKGROUND

The surveyors were able to visit the families of 1,992 of the children. Eight families were unable to be visited, as they lived too far away and/or near the front line. In 75% of these families, the father was alive, and living with the family. In 23 % of the families, the father had died. In 2 %, the father was not living with the family (missing, living with another family.)

In 95 % of these families, the mother was alive and living with the family.

In 4 % of the families, the mother had died.

In 1 %, the mother was missing.

The exact figures are detailed in Table 10:

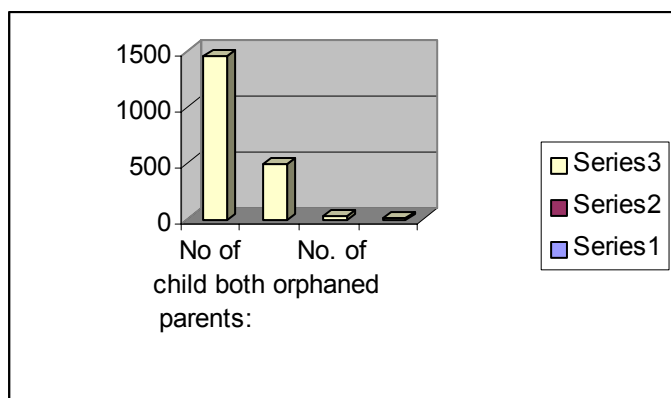
Table 10: Information About Parents

Father			Mother		
-----	-----	-----	-----	-----	-----
Living with	Dead	Missing	Living with	Dead	Missing

family	family
No. of Families: 1,497	1,892

By correlating the information about the parents, the following status of the children could be obtained:

No of children living with both parents:	1,449
No. of children living with a single parent:	491
No. of children orphaned (both parents dead):	33
No. of children living without parents (parents missing)	19



15. SIZE OF FAMILIES

The majority of the families interviewed had 4 to 8 children, as detailed in Table 11 :

Table II. Size of family

No. of children	One	Two	Three	Four	Five	Six	Seven	Eight	Nine	Ten	Eleven	>Twelve
No. of families.	29	69	154	256	353	413	344	227	96	34	9	8

In 50% of the families surveyed, at least one child had died. The causes of these childhood deaths were:

Cause No.	Of Families
Childhood illness	594
Rockets, Landmine	250
Malnutrition	145
Accidental death	15

In order to supplement the family income, many families have more than one child working on the streets:

Table 12: No. of children working in the streets per family

No. of children working in the street					
District	One	Two	Three	Four	>Five
1	93	75	26	5	1
2	138	143	47	7	2
4	81	84	30	5	0
5	52	91	44	11	1
6	110	73	17	0	0
9	69	75	43	13	0
10	90	79	30	1	0
11	87	77	33	2	1
12	33	19	6	0	0
15	80	89	27	2	0
Total:	833	805	303	46	5

16. LIVING CONDITIONS OF THE FAMILIES

73% of the families surveyed had been displaced, and 9 % were returned refugees. Thus, 82% of these families had left their original homes at some time. Most of the families interviewed had found alternative living quarters, as their own homes were no longer habitable.

Table 13: Living!! Quarters of Families Interviewed

	Own home	Rented home	Relatives home	Abandoned house	Other
% of families	21	47	17	4	11

Other included government buildings, mosques, inns, tents, and neighbors' houses. 99 % of the families interviewed had a toilet and access to a drinking water source. The average number of people per room was 5.

17. EMPLOYMENT OF PARENTS

No. of households where both father and mother are employed:	56
No. of households where father only is employed:	1.181
No. of households where mother only is employed:	130
No. of households where neither mother nor father is employed:	245
No. of households where 1 parent is employed, and no information about other parent:	340
No. of households where there is no information about both parents:	40

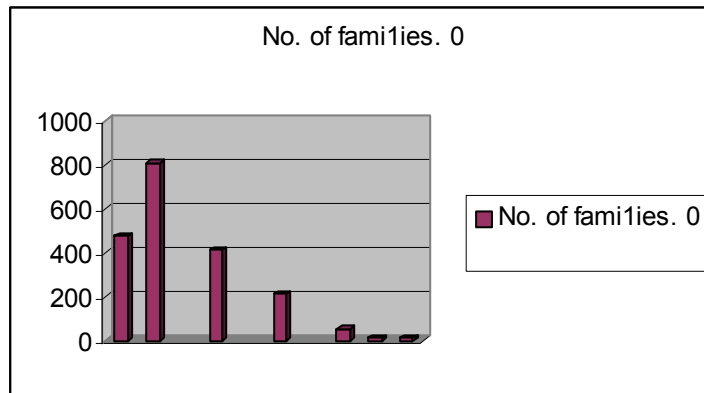
18. INCOME OF THE FAMILIES

In 99 % of the families interviewed, the total family income per month was less than Afs 500,000 per month.

Table 14: Monthly Income of Families

Average monthly income of families surveyed (Afs)

	10,000- <10,000	100,000- 100,000	200,000- 200,000	300,000- 300,000	400,000- 400,000	500,000- >500,000	No income
No. of families	0	478	811	414	212	53	12



19. FAMILIES' PERCEPTIONS OF WHY THEIR CHILDREN ARE WORKING IN THE STREET

All families were asked their views as to why their children were working in the streets. The most common reason given was poverty: the children had to work in order to supplement the family's income, or to provide fuel. Many people expressed the view that their poor economic situation was due to the many years of fighting, and loss of their homes and possessions.

The replies are summarized in Table 15:

Table 15: Families' Perceptions of why Their Children are working in the Street

Reasons why children are working in the Streets							
	A	B	C	D	E	F	G
No. of Replies:	1778	201	302	199	57	814	4

- List of Reasons:
- A: Poverty
 - B: Death of Parent
 - C: Sickness/disability of parent
 - D: Displacement/no shelter
 - E: Unemployment of parent
 - F: Continuous fighting/war
 - G: School Destroyed

20. FAMILIES' PERCEPTIONS OF ASSISTANCE NEEDED

The families were asked what kind of assistance could be given so that their child would no longer have to work on the street. Their replies were as follows (many families gave several replies):

Table 16: Families' Perceptions of Assistance Needed

Assistance needed									
	A	B	C	D	E	F	G	H	I
No. of Replies:	208	68	1568	422	258	136	10	9	512

- List of Assistance Needed:
- A. Employment for parent/income generation schemes
 - B. Providing food, clothing, shelter, fuel, or other material goods
 - C. Establishment of vocational training programmes for children
 - D. Financial assistance to the family/credit/bonus schemes
 - E. Providing funds for school expenses
 - F. Employment for children
 - G. Treatment of the children's health problems
 - H. Establishment of schools for disabled
 - I. Peace/providing stable and secure conditions

SUMMARY AND CONCLUSIONS

1. This survey of children working in the streets in Kabul identified 28,000 children who were working in 10 districts of Kabul. The term 'street children' should not be applied to these children, as the children do not JM in the streets --they work there. All 2,000 children surveyed had a home to go to at night, most of them with their own families.
2. Of the 2,000 children surveyed, 82% were boys, and 18% girls.
3. Overall, the largest proportion of children surveyed were in the age group 11 -14. However, amongst the girls, the largest proportion (47 %) were aged 8- 10. This is a particularly vulnerable age for girls, and is cause for concern.
4. The general assumption that children working in the streets do not attend school was not confirmed by the survey results. 60% of children surveyed had attended school at some time, and 44% were still attending on a regular basis.
5. 29% of the children surveyed work to provide their families with fuel, and do not earn money. The majority of children who earn money earn between Afs 2,000 to Afs 3,000 per day. If the children were to stop working, their families would need to find an alternative way to find this income of Afs 75,000 per month.
6. The strongly held belief that the children working in the streets of Kabul are orphaned or from single-parent families proved not to be the case. 73% of children surveyed live with both parents, and only 2.6% of the children were orphaned (both parents dead or missing).
7. A high percentage of the families surveyed were displaced: 73% had been internally displaced, and 9% was returned refugees.
8. The primary reason why so many children are working in the streets is poverty, and the poor economic situation in Kabul. The total family income per month for 99% of families interviewed was < Afs 500,000 (\$33).
9. The type of assistance most frequently requested by the families surveyed was vocational training for the children, and financial assistance for the families.

District # 1 -Old City

District # 2 -De-Afghanan and Jadi- Aasmaiee

District # 4 -Bagh-i-Zanana, Taimanai, 2nd Parwan, Chaman-i-Babrak, and
Dhekepack

District # 5- Khoshal-Khan, and Company

District #6- Pole-Sokhta, Qalai-Shada, Pole-Surkh, Dashti-Barchi, and Karti-

District # 9 -Microrayan, and Babi-Mahro

District # 10- Shari-i-Now

Districts # 11 & 15 -Khair Khana

District # 12 -Pole Charkhi